

TEXAS CROPS



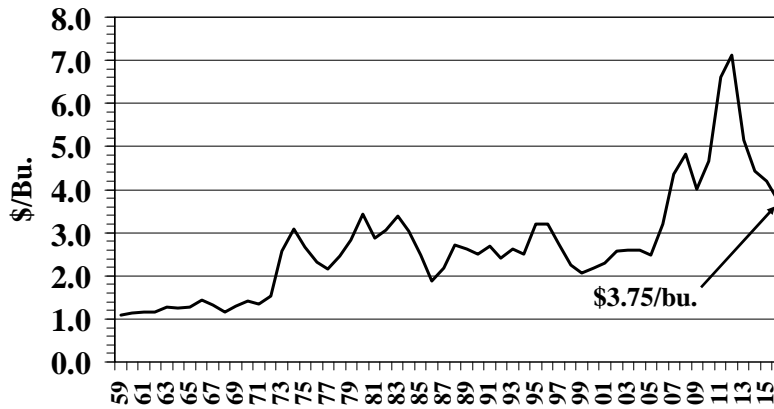
Front of a general store in a small cotton town in Texas, June 1937

Texas Marketing Year Average Prices Received by Farmers, Crops, 1965 - 2016

Year	Corn for Grain \$/bu.	Upland Cotton ¢/lb.	All Hay \$/ton	Oats \$/bu.	Peanuts ¢/lb.	Rice \$/cwt.	Grain Sorghum \$/cwt.	Wheat \$/bu.
1965	1.27	27.10	22.30	0.71	11.00	5.04	1.75	1.34
1966	1.43	17.60	22.50	0.75	11.00	5.13	1.79	1.66
1967	1.32	20.40	25.00	0.82	11.20	4.94	1.80	1.46
1968	1.15	20.20	23.50	0.74	11.70	4.97	1.70	1.26
1969	1.29	19.30	25.50	0.68	11.90	4.88	1.96	1.25
1970	1.42	20.60	26.50	0.70	12.20	5.25	2.02	1.30
1971	1.34	26.60	30.00	0.85	12.80	5.35	2.04	1.45
1972	1.53	23.00	29.00	0.85	13.60	6.44	2.40	1.56
1973	2.57	46.00	35.50	1.12	15.90	14.80	3.74	3.04
1974	3.09	34.90	47.00	1.48	17.20	10.90	4.90	3.87
1975	2.66	45.80	47.00	1.51	18.60	8.81	4.28	3.38
1976	2.33	61.60	49.00	1.64	18.90	7.21	3.90	3.04
1977	2.16	49.70	49.00	1.23	19.60	9.55	3.48	2.15
1978	2.45	53.70	53.50	1.30	20.20	9.27	3.82	2.93
1979	2.82	55.70	53.50	1.55	20.90	11.60	4.56	3.86
1980	3.44	68.50	65.50	1.84	35.10	12.80	5.32	3.74
1981	2.88	46.50	63.00	1.97	26.50	10.40	4.58	3.65
1982	3.07	51.50	72.50	2.12	25.60	8.94	4.13	3.42
1983	3.39	59.60	77.50	1.78	25.30	9.97	5.21	3.38
1984	3.03	54.50	96.00	2.16	25.90	8.90	4.61	3.39
1985	2.49	51.60	68.00	1.97	25.50	7.38	3.96	2.97
1986	1.87	46.10	60.00	1.65	29.60	4.22	2.86	2.32
1987	2.17	59.60	65.00	2.00	27.00	8.07	2.98	2.36
1988*	2.71	51.60	74.00	2.42	26.80	7.24	4.55	3.39
1989	2.63	59.00	75.00	2.06	28.20	8.02	3.89	3.79
1990	2.51	63.20	67.50	1.51	41.90	7.41	4.16	2.74
1991	2.68	53.60	62.50	1.43	28.00	8.15	4.12	2.69
1992	2.41	49.10	64.00	1.66	26.90	6.17	3.60	3.18
1993	2.61	53.50	68.00	1.59	29.60	7.60	4.18	2.86
1994	2.51	69.60	69.00	1.83	28.50	7.12	3.88	3.22
1995	3.19	74.60	72.00	2.19	28.70	9.73	5.17	4.19
1996	3.19	65.60	98.00	3.43	24.80	10.80	5.39	4.98
1997	2.74	60.10	72.00	2.36	24.30	10.90	4.18	3.25
1998	2.26	56.10	89.00	1.44	24.60	9.32	3.76	2.66
1999	2.07	41.00	71.50	1.54	20.60	6.04	2.93	2.28
2000	2.18	45.90	76.00	1.60	24.60	5.82	3.28	2.52
2001	2.29	28.40	75.00	2.20	22.60	4.61	3.64	2.78
2002	2.57	40.00	77.00	1.72	18.20	4.16	4.18	3.02
2003	2.59	57.70	74.00	2.20	19.50	7.35	4.13	3.06
2004	2.60	40.20	77.00	1.91	19.20	7.96	3.99	3.34
2005	2.47	46.40	92.00	2.40	18.00	7.77	3.89	3.44
2006	3.20	46.30	131.00	2.43	18.70	10.00	5.24	4.47
2007	4.35	60.40	135.00	3.47	23.50	12.40	6.60	6.40
2008	4.82	43.80	119.00	4.00	24.00	15.70	6.91	7.58
2009	4.01	59.90	124.00	4.51	23.10	12.90	6.00	5.27
2010	4.67	79.90	123.00	4.14	26.60	11.90	7.26	5.25
2011	6.61	81.90	173.00	5.70	43.10	14.00	10.40	7.34
2012	7.12	69.80	121.00	5.94	37.50	15.20	11.20	6.72
2013	5.14	74.60	120.00	3.63	32.10	16.40	8.33	7.11
2014	4.42	58.70	100.00	5.93	29.10	13.80	7.23	6.40
2015	4.20	57.00	98.50	3.95	21.40	12.40	6.83	4.71
2016**	3.75	65.90	117.00	4.05	22.70	10.80	6.00	3.55

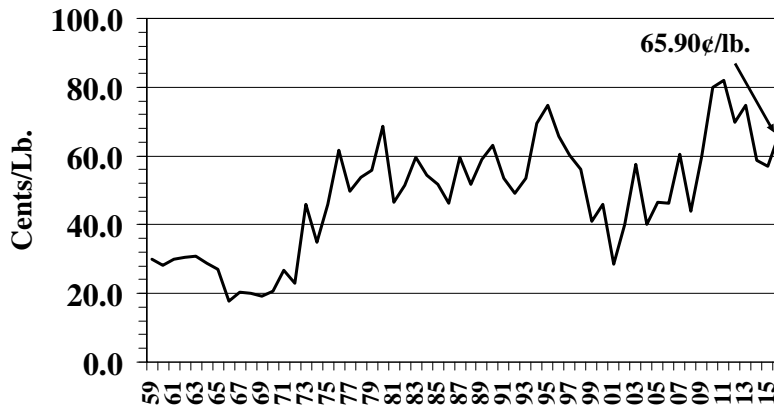
Source: Texas Ag Facts, Annual Summary, February; Texas Ag Statistics, Annual Summary, USDA/NASS/Texas Field Office Austin. Numbers revised from USDA/NASS/Quick Stats Program. *After 1988 all hay market year average price cannot be derived from value and production. **Preliminary

Texas Corn for Grain Prices Received 1959 - 2016



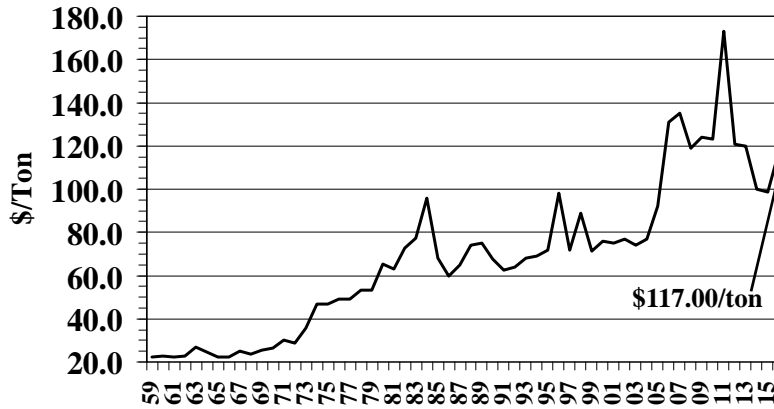
2016 Preliminary
Note: Prices Received by Farmers

Texas Upland Cotton Prices Received 1959 - 2016



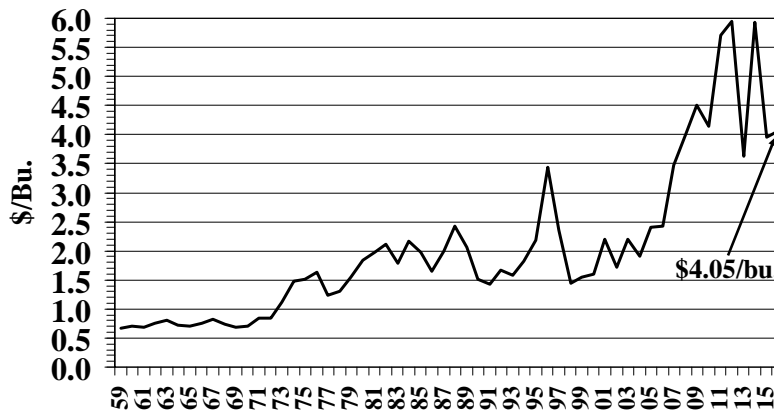
2016 Preliminary
Note: Prices Received by Farmers

Texas All Hay Prices Received 1959 - 2016



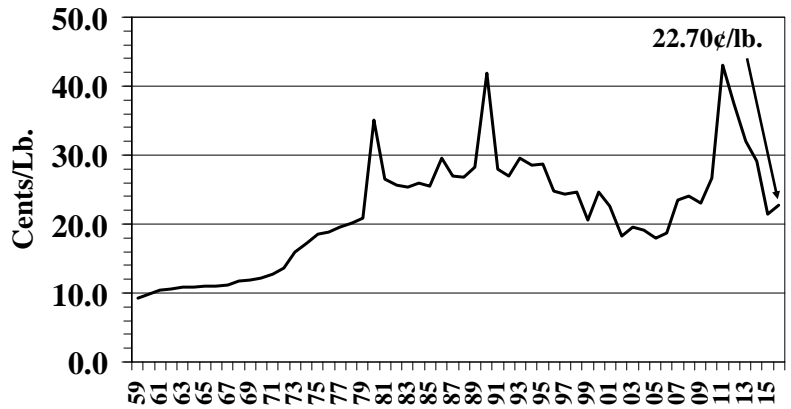
2016 Preliminary
Note: Prices Received by Farmers

Texas Oats Prices Received 1959 - 2016



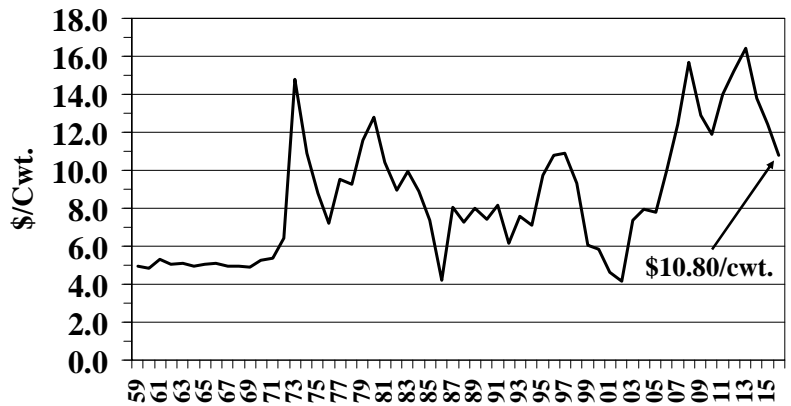
2016 Preliminary
Note: Prices Received by Farmers

Texas Peanuts Prices Received 1959 - 2016



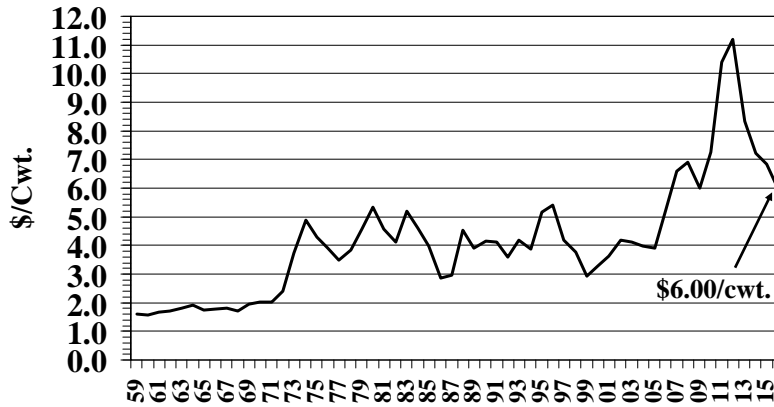
2016 Preliminary
Note: Prices Received by Farmers

Texas Rice Prices Received 1959 - 2016



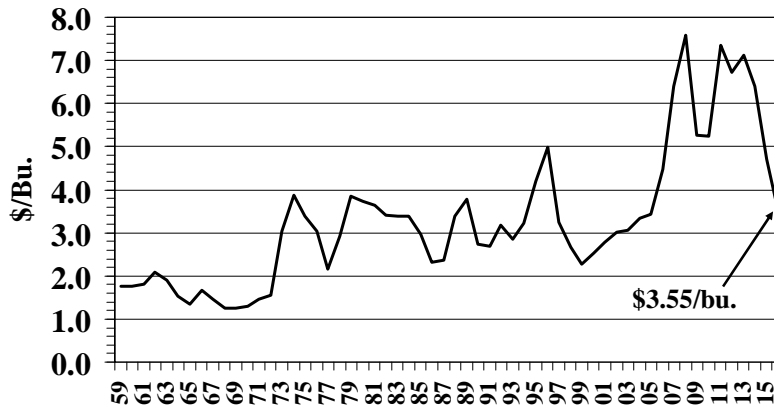
2016 Preliminary
Note: Prices Received by Farmers

Texas Grain Sorghum Prices Received 1959 - 2016



2016 Preliminary
Note: Prices Received by Farmers

Texas Wheat Prices Received 1959 - 2016



2016 Preliminary
Note: Prices Received by Farmers

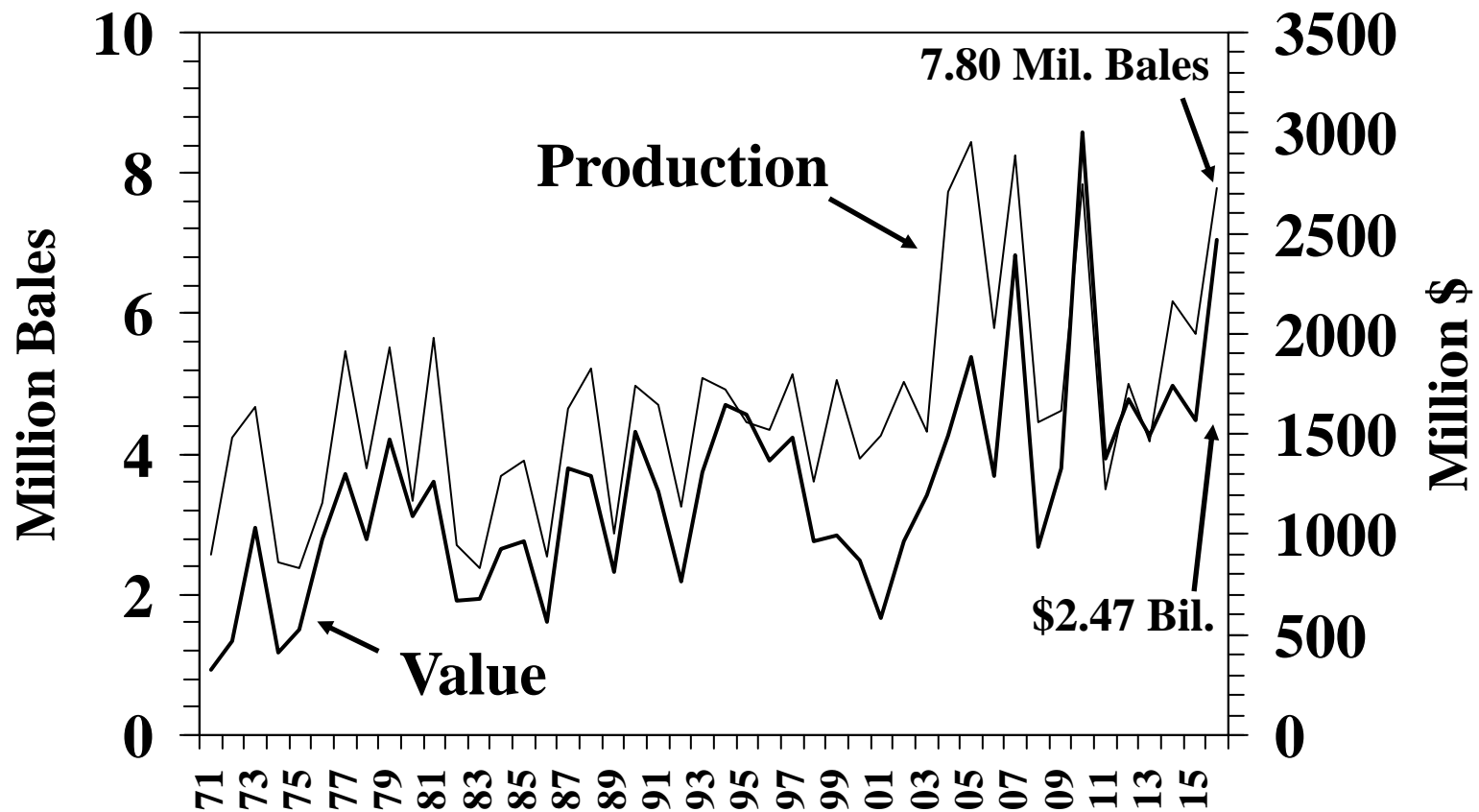
**Value of Texas Upland Cotton and Cottonseed
1979-2016**

The following table was compiled by Texas Cottonseed Crushers from their historical records and reports of the U.S. Department of Commerce and Department of Agriculture.

Crop Year	Upland Cotton		Cottonseed	
	Production	Value	Production	Value
	000 Bales	000 \$	000 Tons	000 \$
1979	5,515	1,474,490	2,264	262,624
1980	3,320	1,091,616	1,361	161,959
1981	5,645	1,259,964	2,438	207,230
1982	2,700	667,440	1,122	90,882
1983	2,380	680,870	1,002	162,324
1984	3,680	962,688	1,563	157,863
1985	3,910	968,429	1,635	102,156
1986	2,535	560,945	1,053	82,118
1987	4,635	1,325,981	1,915	157,971
1988	5,215	1,291,651	2,131	238,672
1989	2,870	812,784	1,189	141,491
1990	4,965	1,506,182	1,943	225,388
1991	4,710	1,211,789	1,903	134,162
1992	3,265	769,495	1,346	145,368
1993	5,095	1,308,396	2,147	255,493
1994	4,915	1,642,003	2,111	215,322
1995	4,460	1,597,037	1,828	201,080
1996	4,345	1,368,154	1,784	230,136
1997	5,140	1,482,787	1,983	226,062
1998	3,600	969,408	1,558	204,098
1999	5,050	993,840	1,987	160,947
2000	3,940	868,061	1,589	162,078
2001	4,260	580,723	1,724	159,470
2002	5,040	967,680	1,855	191,065
2003	4,330	1,199,237	1,616	202,000
2004	7,740	1,493,510	2,895	301,080
2005	8,440	1,879,757	2,869	289,739
2006	5,800	1,288,992	2,066	243,776
2007	8,250	2,391,840	2,861	443,409
2008	4,450	935,568	1,547	351,192
2009	4,620	1,328,342	1,634	254,904
2010	7,840	3,006,797	2,685	413,490
2011	3,500	1,375,920	1,228	354,892
2012	5,000	1,675,200	1,669	442,285
2013	4,170	1,493,194	1,368	347,472
2014	6,175	1,739,868	1,959	354,579
2015	5,720	1,564,992	1,844	413,056
2016	7,800	2,467,296	2,502	480,384

*Beginning in 1971, basis for cotton prices was changed from 500 pound gross weight to 480 pound net weight bale; to compute comparable prices for previous years multiply price times 1.04167. Source: "Texas Agricultural Facts", USDA/NASS Crop Production Annual Summary, January; and Crop Values Annual Summary, February. USDA/NASS Quick Stats data system.

Production and Value of Texas Upland Cotton, 1971 - 2016



Production and Value of Texas Upland Cottonseed, 1971 - 2016

