

# *TEXAS FARMS*



**Dallas County, Texas, April 1938 (Farmstead damaged by sand drifting)**

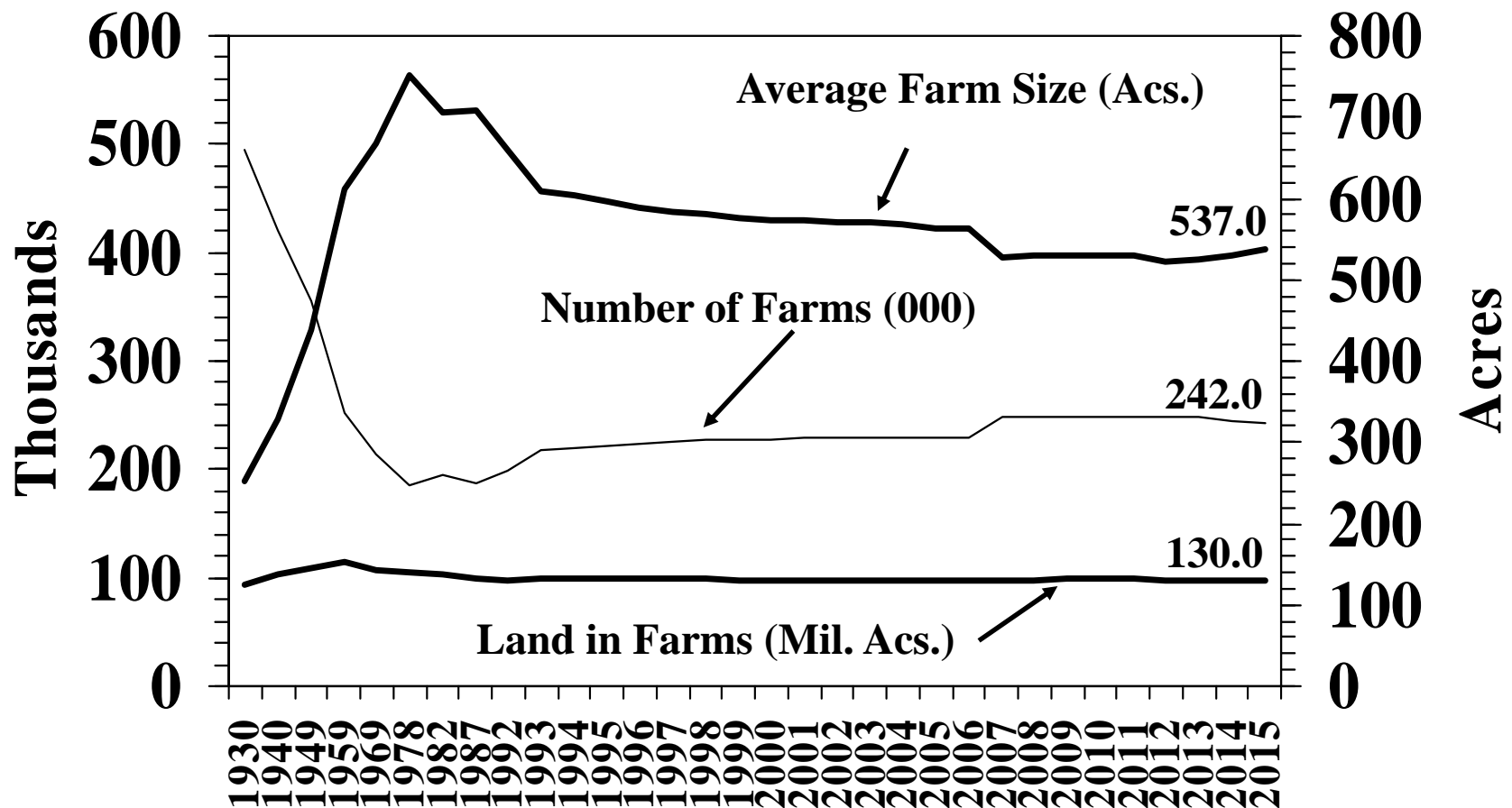
## Historical Overview of the Number of Farms and Farm Size in Texas

Variable	2015	2014	2013	2012	2011	2010	2009	2008	2007	2006	2005	2004	2003	2002
Number of farms	242,000	245,500	248,500	249,000	248,500	248,500	248,500	248,000	247,500	230,000	230,000	229,000	229,000	229,000
Land in farms (000 acres)	130,000	130,000	130,100	130,200	131,500	131,600	131,900	131,200	130,400	129,700	129,800	130,000	130,500	130,500
Average farm size (acs)	537	530	524	523	529	530	531	529	527	564	564	568	570	570
<b>Number of Farms by Size in Acres:</b>														
1-49	--	--	--	93,681	--	--	--	--	93,861	--	--	--	--	74,684
50-179	--	--	--	73,868	--	--	--	--	71,264	--	--	--	--	70,580
180-499	--	--	--	42,002	--	--	--	--	42,131	--	--	--	--	42,475
500-999	--	--	--	17,309	--	--	--	--	17,843	--	--	--	--	18,625
1,000 or more	--	--	--	21,949	--	--	--	--	22,338	--	--	--	--	22,562

Variable	2001	2000	1999	1998	1997	1996	1995	1992	1987	1982	1978	1969	1959	1949
Number of farms	228,600	228,300	227,500	226,500	225,000	224,000	222,000	198,000	188,000	194,000	185,000	213,550	252,000	355,000
Land in farms (000 acres)	130,700	130,900	131,100	131,400	131,500	132,000	132,000	130,000	133,200	137,200	139,000	142,567	154,000	145,389
Average farm size (acs)	572	573	576	580	584	589	595	661	709	707	751	668	611	439
<b>Number of Farms by Size in Acres:</b>														
1-49	--	--	--	--	70,575	--	--	45,636	49,833	44,572	30,478	38,105	45,392	91,444
50-179	--	--	--	--	70,919	--	--	54,214	57,666	58,198	56,742	69,574	76,185	126,583
180-499	--	--	--	--	44,194	--	--	38,602	39,143	40,246	43,356	56,667	61,720	73,815
500-999	--	--	--	--	19,513	--	--	18,800	19,327	19,962	21,760	26,199	23,668	21,399
1,000 or more	--	--	--	--	22,972	--	--	23,392	22,819	22,042	23,059	23,005	20,106	18,175

Source: Don E. Albrecht. "The Changing Texas Agriculture: An Overview of the 1987 Census of Agriculture", Departmental Technical Report No. 90-2, Department of Rural Sociology, TAES, The Texas A&M University System, College Station, Texas, 1990. Number of Farms and Land in Farms, USDA publication, February 2015 and 2016. "1997, 2002, 2007, and 2012 Census of Agriculture" Highlights of Agriculture, 1999. NOTE: Number of Farms by Size in Acres Data Not Available for 1995-1996, 1998-2001, 2003-2006, 2008-2011, 2013-2015.

# Historical Overview of the Number of Farms, Land in Farms, and Average Farm Size in Texas, 1930 - 2015

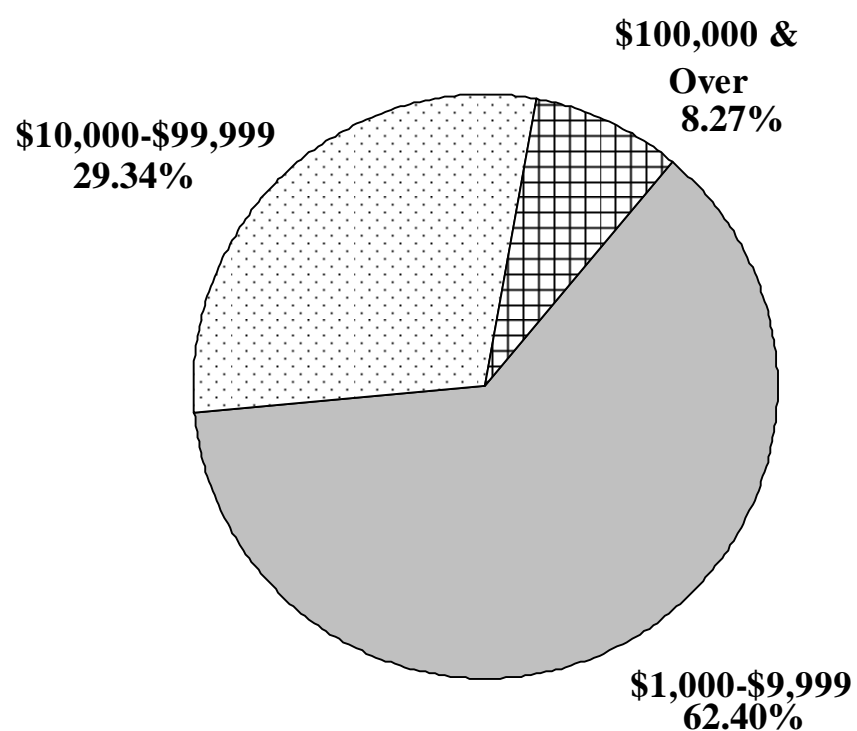


**Texas: Number of Farms and Land in Farms  
by Economic Sales Class**

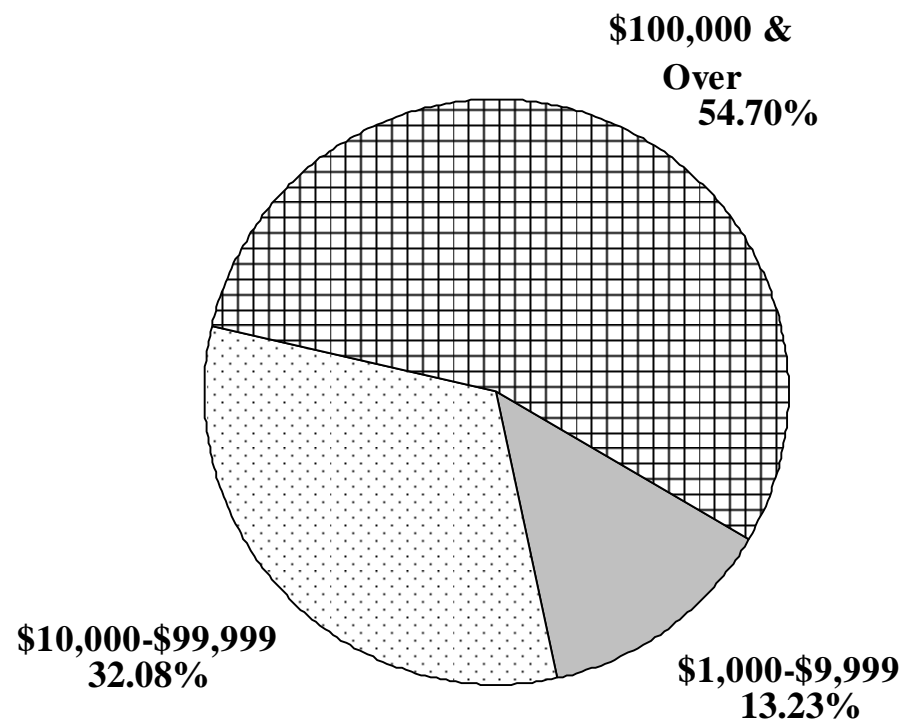
Economic Sales Class	Number of Farms	Percent of Total Farms	Land in Farms	Percent of Total Land
	Number	%	(000 acres)	%
2015				
\$1,000-\$9,999 .....	151,000	62.40	17,200	13.23
\$10,000-\$99,999 .....	71,000	29.34	41,700	32.08
\$100,000-\$249,999 ....	8,700	3.60	21,600	16.62
\$250,000-\$499,999 ....	4,600	1.90	16,700	12.85
\$500,000 & Over .....	6,700	2.77	32,800	25.23
Total	242,000	100.00	130,000	100.00
2014				
\$1,000-\$9,999 .....	156,000	63.55	18,200	14.00
\$10,000-\$99,999 .....	70,000	28.52	41,700	32.08
\$100,000-\$249,999 ....	8,400	3.43	20,200	15.54
\$250,000-\$499,999 ....	4,500	1.84	16,700	12.85
\$500,000 & Over .....	6,600	2.69	33,200	25.54
Total	245,500	100.00	130,000	100.00
2013				
\$1,000-\$9,999 .....	160,500	64.59	19,000	14.61
\$10,000-\$99,999 .....	69,500	27.97	41,600	31.98
\$100,000-\$249,999 ....	8,000	3.22	20,600	15.84
\$250,000-\$499,999 ....	4,200	1.69	16,300	12.53
\$500,000 & over .....	6,300	2.54	32,600	25.06
Total	248,500	100.00	130,100	100.00

Source: USDA, "Farm Numbers and Land in Farms, February 2015 and 2016.  
Some numbers may not add due to rounding.

# Number of Farms and Land in Farms by Farm Sales Categories in Texas, 2015 (% Distribution)

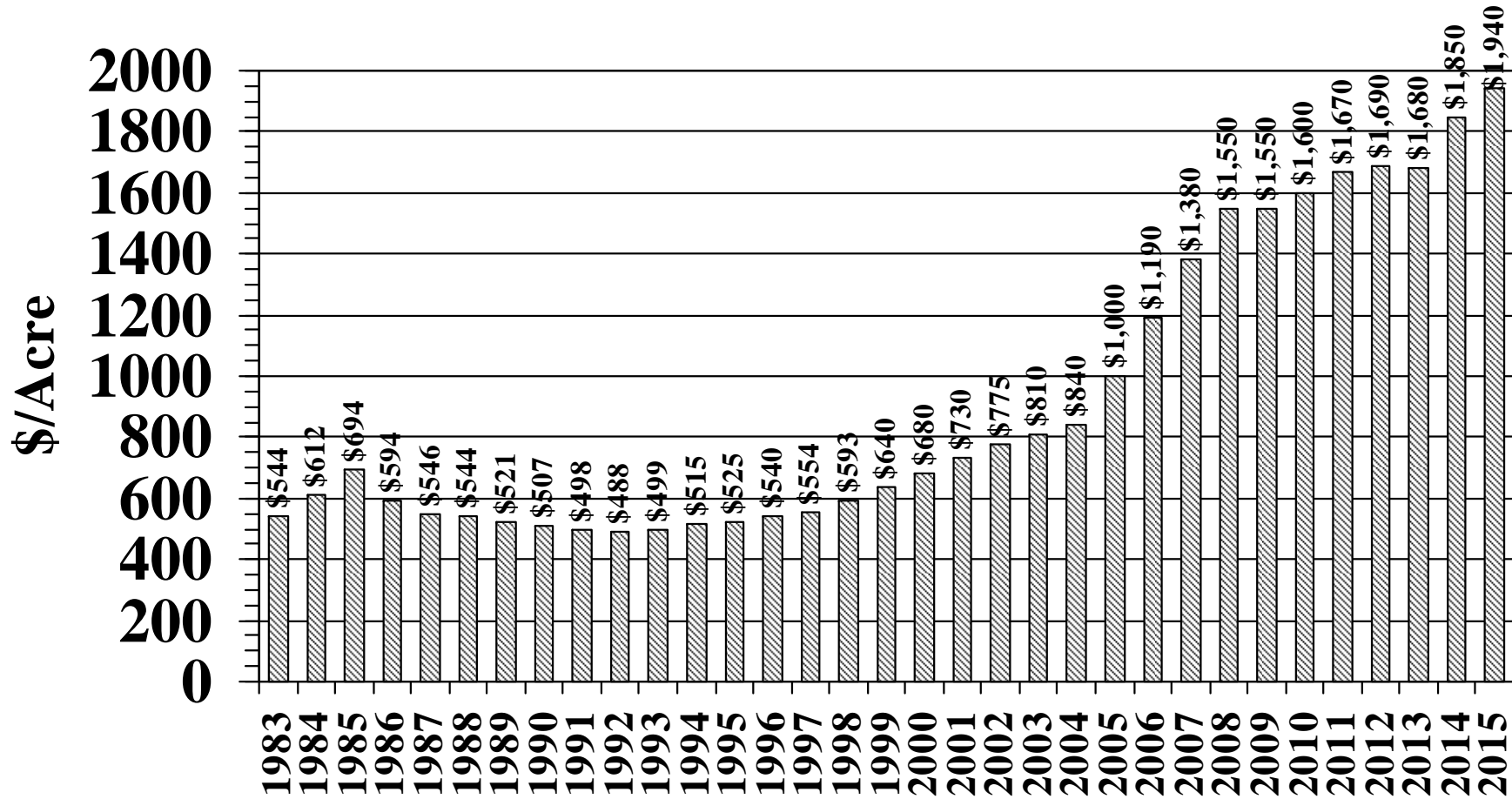


**Number of Farms (%)**



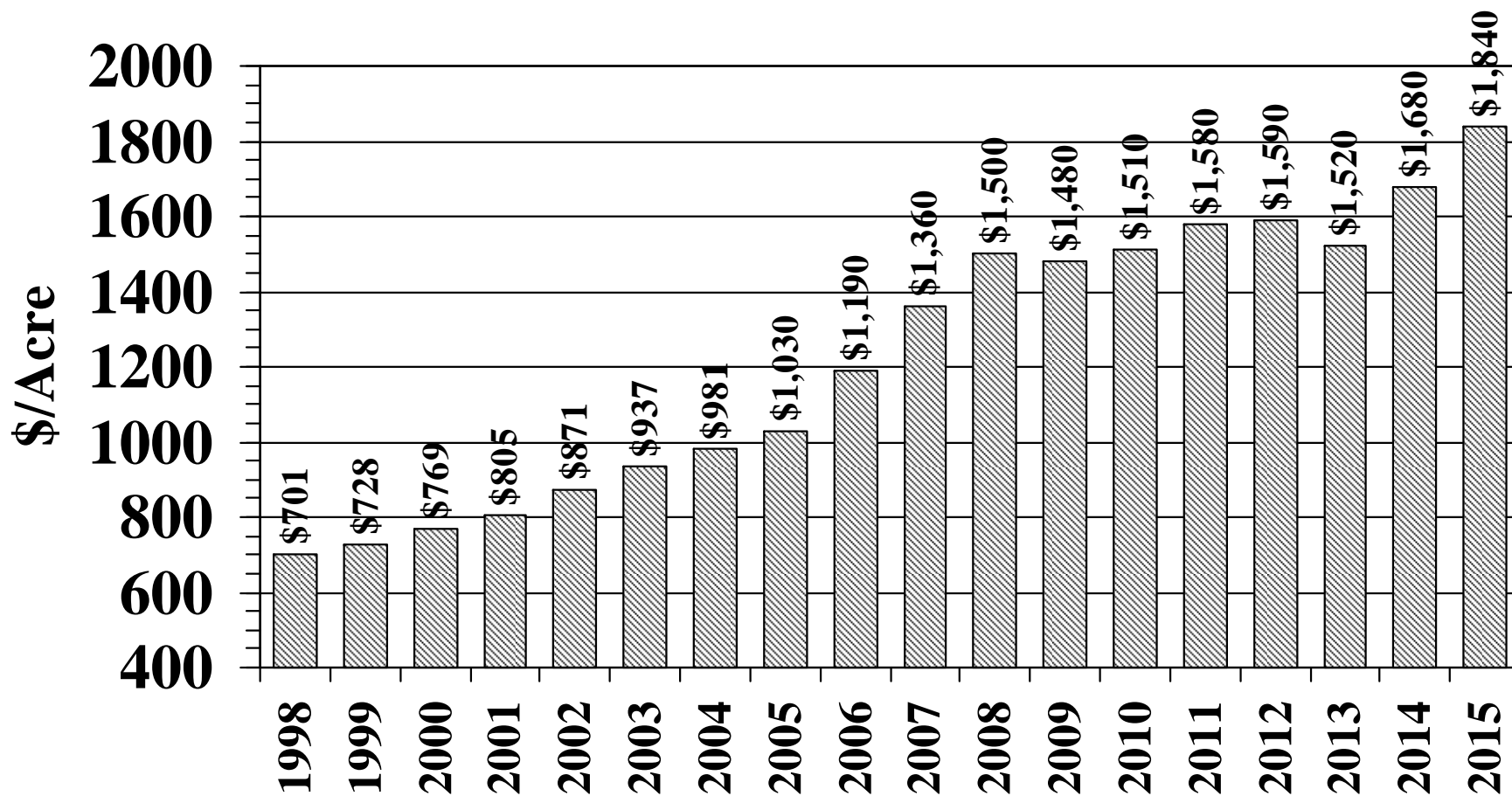
**Land in Farms (%)**

# Texas Average Farm Real Estate Value Dollars Per Acre, 1983 - 2015



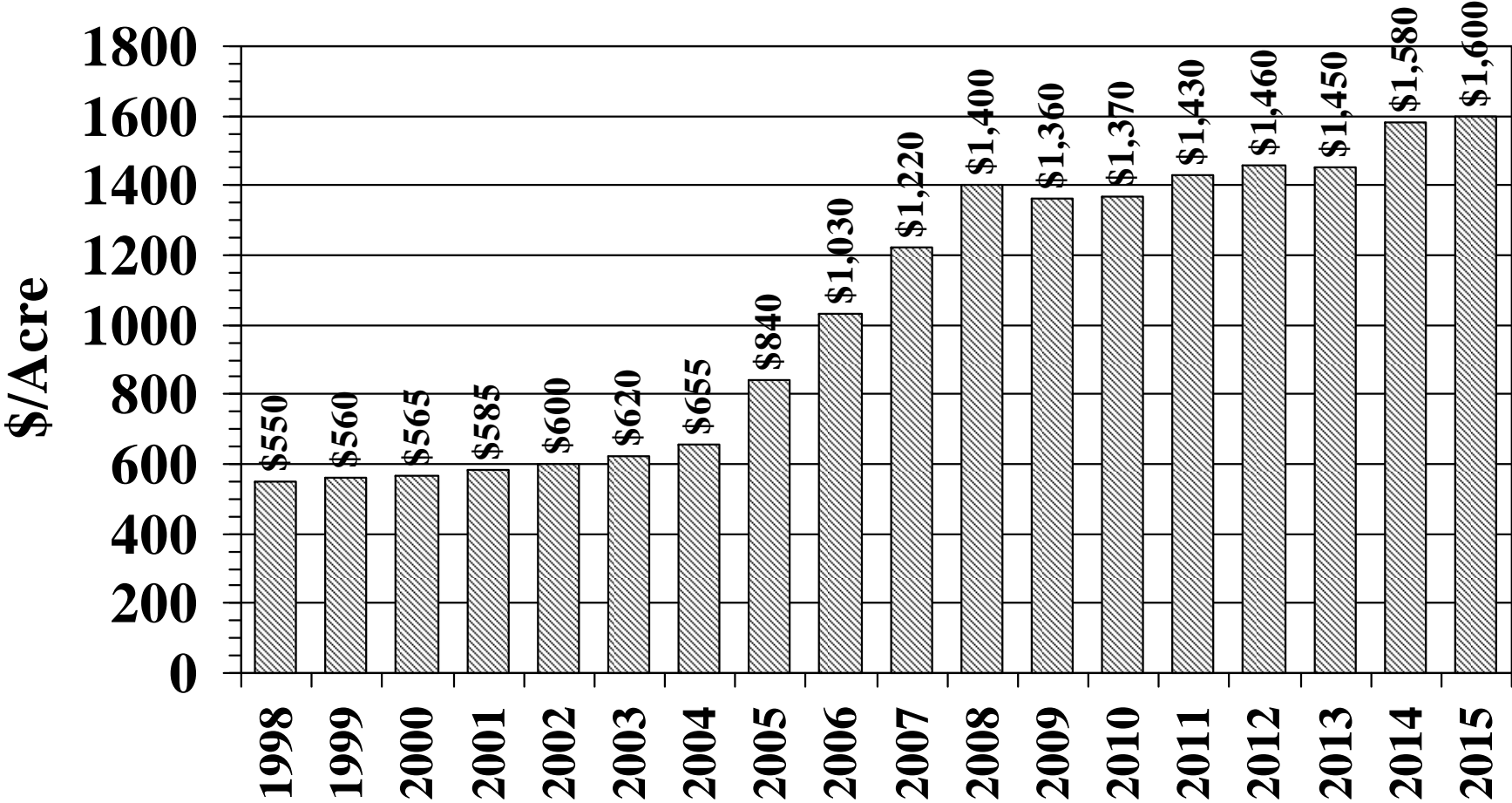
USDA – NASS, “Land Values 2015 Summary”, August 2015

# Texas Average Cropland Value Dollars Per Acre, 1998 - 2015



USDA – NASS, “Land Values 2015 Summary”, August 2015

# Texas Average Pasture Value Dollars Per Acre, 1998 - 2015



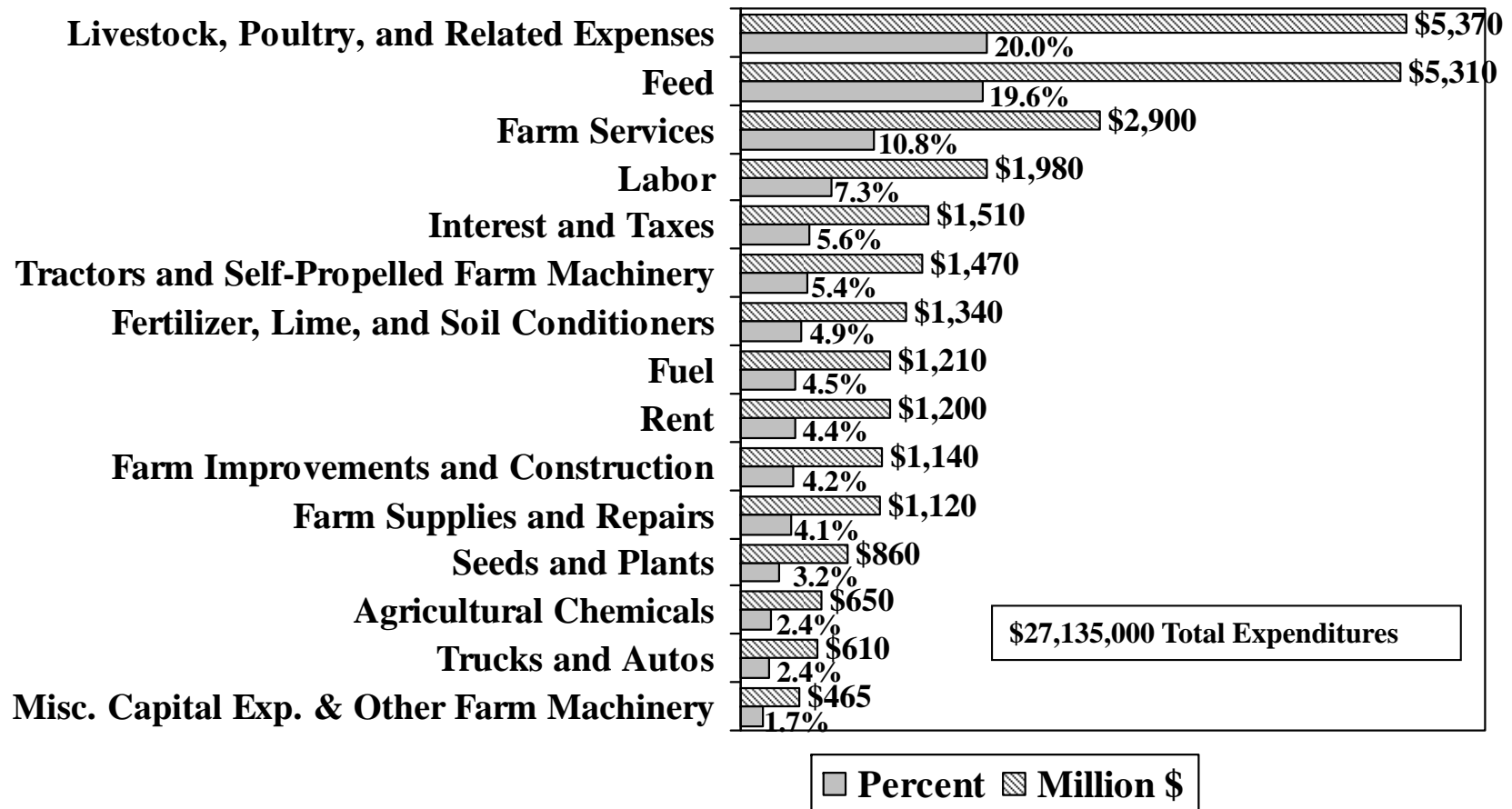
USDA – NASS, “Land Values 2015 Summary”, August 2015



# Texas Farm Production Expenditures

## By Input Items, Expense, Percent of Total

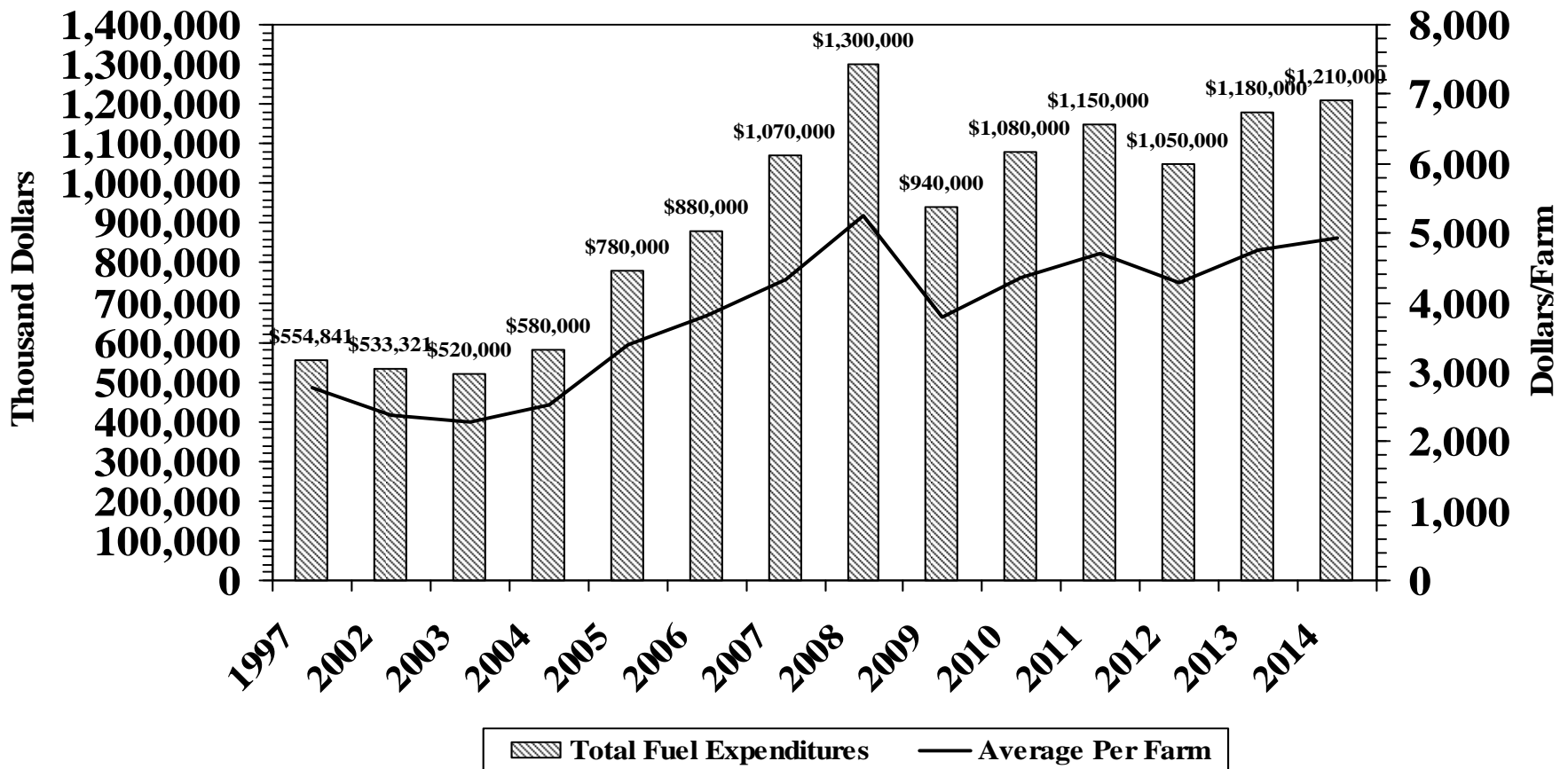
### Texas, 2014



Source: "Farm Production Expenditures Annual Summary",  
 USDA/NASS, August 2015

Numbers may not add due to rounding

# Texas Fuel Production Expenditures Total and Average Per Farm, 1997 - 2014



Source: "Farm Production Expenditures 2015 Summary",  
USDA/NASS, August 2015; 2012 Census

# Texas Total Fuel and Oil Farm Expenditures

