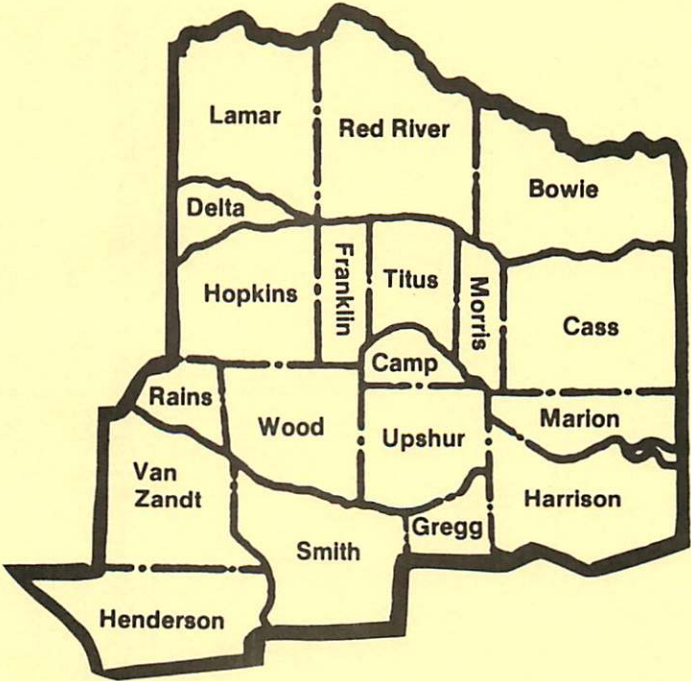
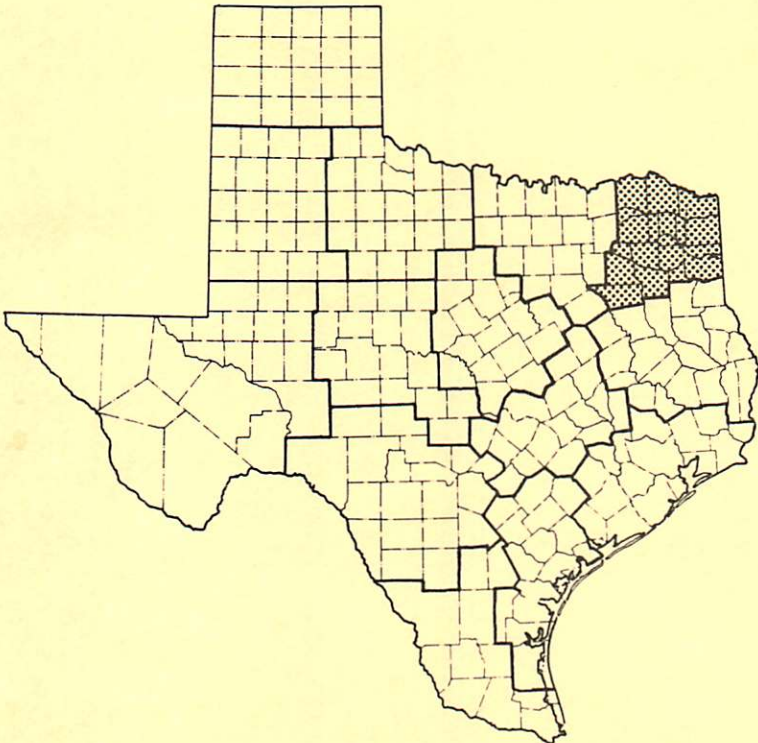


NORTHEAST TEXAS

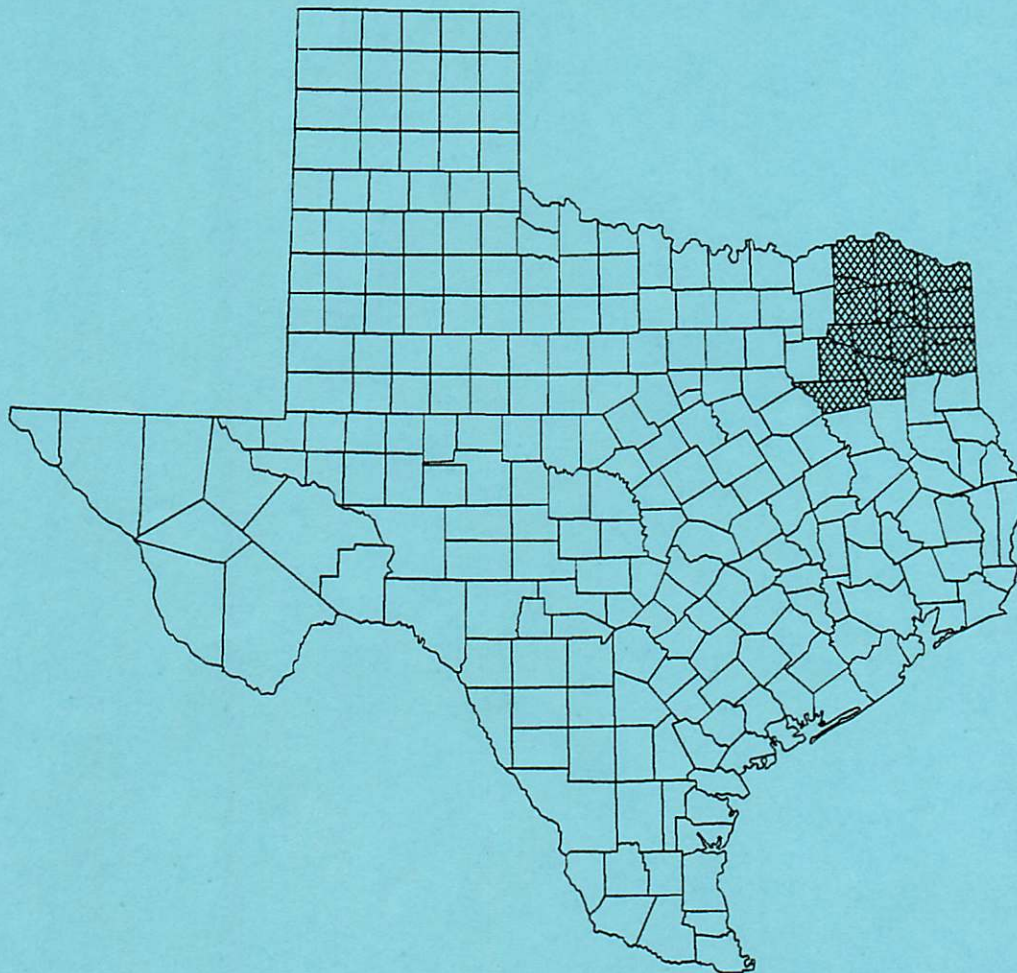
DISTRICT 5



TEXAS CROP ENTERPRISE BUDGETS

NORTHEAST TEXAS DISTRICT

Projected for 1987



Educational programs conducted by the Texas Agricultural Extension Service serve people of all ages regardless of socio-economic level, race, color, sex, religion or national origin.

Cooperative Extension Work in Agriculture and Home Economics, The Texas A&M University System and the United States Department of Agriculture cooperating. Distributed in furtherance of the Acts of Congress of May 8, 1914, as amended, and June 30, 1914.

CORN, TYPICAL MANAGEMENT
 Northeast Texas District (5)
 1987 Projected Costs and Returns per Acre

GROSS INCOME Description	Quantity	Unit	\$ / Unit	Total	Your Estimate
CORN	85.000	bu.	1.8300	155.55	_____
DEFICIENCY PMT. CORN	85.000	bu.	1.2100	102.85	_____
Total GROSS Income				258.40	_____
VARIABLE COST Description	Quantity	Unit	\$ / Unit	Total	
PREHARVEST					
NITROGEN	40.000	lb.	.280	11.20	_____
PHOSPHATE	80.000	lb.	.230	18.40	_____
POTASH	80.000	lb.	.120	9.60	_____
HERBICIDE	0.600	acre	20.000	12.00	_____
SEED	28.000	lb.	1.080	30.24	_____
NITROGEN	80.000	lb.	.280	22.40	_____
Fuel & Lube - Machinery		Acre		9.70	_____
Repairs - Machinery		Acre		2.84	_____
Labor - Machinery	3.702	Hour	5.501	20.36	_____
Total PREHARVEST				136.74	_____
HARVEST					
CUSTOM HARVEST	85.000	bu.	.300	25.50	_____
CUSTOM HAULING	85.000	bu.	.250	21.25	_____
Total HARVEST				46.75	_____
Interest - DC Borrowed	61.702	Dol.	0.100	6.17	_____
Total VARIABLE COST				189.66	_____
GROSS INCOME minus VARIABLE COST				68.74	_____
FIXED COST Description		Unit		Total	
Machinery and Equipment		Acre		22.14	_____
Land		Acre		37.85	_____
Total FIXED Cost				59.99	_____
Total of ALL Cost				249.65	_____
NET PROJECTED RETURNS				8.75	_____

Information presented is prepared solely as a general guide and is not intended to recognize or predict the costs and returns from any one particular farm or ranch operation. These projections were collected and developed by staff members of the Texas Agricultural Extension Service and approved for publication.

Projections for Planning Purposes Only
 Not to be Used without Updating after April 23, 1987.

B-1241(C05)

DATE	STAGE OF PRODUCTION	TYPE OF PROD.	PRODUCT NAME	NUMBER OF UNITS	WEIGHT PER HEAD	CASH NON-CASH	LANDLORD SHARE	BREAK EVEN PROD.
08/20/87	HARVEST	A	CORN	85.0000	.0000	C	25.00	N
08/20/87	HARVEST	A	DEFICIENCY PMT. CORN	85.0000	.0000	C	25.00	N

DATE	STAGE OF PRODUCTION	TYPE OF INPUT	INPUT NAME	NUMBER OF UNITS	CASH NON-CASH	FIXED OR VARI.	LANDLORD SHARE
10/15/86	PREHARVEST	M	SHREDDING 4 ROM	1.0000			.00
02/10/87	PREHARVEST	M	PLOWING 4 BOTTOM	1.0000			.00
02/20/87	PREHARVEST	M	DISCING-TANDEM 13 FT.	1.0000			.00
03/05/87	PREHARVEST	M	DISCING-TANDEM 13 FT.	1.0000			.00
03/10/87	PREHARVEST	M	LISTING/BEDDING	1.0000			.00
03/15/87	PREHARVEST	E	NITROGEN	40.0000	C	V	25.00
03/15/87	PREHARVEST	E	PHOSPHATE	80.0000	C	V	25.00
03/15/87	PREHARVEST	E	POTASH	80.0000	C	V	25.00
03/15/87	PREHARVEST	M	APPLY FERTILIZER	1.0000			.00
03/20/87	PREHARVEST	E	HERBICIDE CORN	.6000	C	V	.00
03/20/87	PREHARVEST	M	SPRAYING	1.0000			.00
03/25/87	PREHARVEST	E	SEED CORN	28.0000	C	V	.00
03/25/87	PREHARVEST	M	PLANTING	1.0000			.00
03/31/87	PREHARVEST	M	PICKUP TRUCK 3/4 TON	20.0000			.00
04/15/87	PREHARVEST	E	NITROGEN	80.0000	C	V	25.00
04/15/87	PREHARVEST	M	APPLY FERTILIZER	1.0000			.00
05/15/87	PREHARVEST	M	CULTIVATING 13 FT	1.0000			.00
08/20/87	HARVEST	G	CUSTOM HARVEST CORN	85.0000	C	V	25.00
08/20/87	HARVEST	G	CUSTOM HAULING CORN	85.0000	C	V	25.00
08/31/87		K	CORN TYPICAL	1.0000		F	.00

Information presented is prepared solely as a general guide and is not intended to recognize or predict the costs and returns from any one particular farm or ranch operation. These projections were collected and developed by staff members of the Texas Agricultural Extension Service and approved for publication.

CORN, HIGH LEVEL MANAGEMENT
 Northeast Texas District (5)
 1987 Projected Costs and Returns per Acre

GROSS INCOME Description =====	Quantity =====	Unit =====	\$ / Unit =====	Total =====	Your Estimate =====
CORN	125.000	bu.	1.8300	228.75	_____
DEFICIENCY PMT. CORN	125.000	bu.	1.2100	151.25	_____
Total GROSS Income				380.00	_____
VARIABLE COST Description =====	Quantity =====	Unit =====	\$ / Unit =====	Total =====	
PREHARVEST					
HERBICIDE	1.000	acre	20.000	20.00	_____
NITROGEN	160.000	lb.	.280	44.80	_____
PHOSPHATE	80.000	lb.	.230	18.40	_____
POTASH	80.000	lb.	.120	9.60	_____
SEED	28.000	lb.	1.080	30.24	_____
INSECTICIDE	1.000	acre	8.000	8.00	_____
Fuel & Lube - Machinery		Acre		7.39	_____
Repairs - Machinery		Acre		2.11	_____
Labor - Machinery	2.549	Hour	5.501	14.02	_____
Total PREHARVEST				154.56	_____
HARVEST					
CUSTOM HARVEST	125.000	bu.	.300	37.50	_____
CUSTOM HAULING	125.000	bu.	.250	31.25	_____
Total HARVEST				68.75	_____
Interest - OC Borrowed	70.532	Dol.	0.100	7.05	_____
Total VARIABLE COST				230.36	_____
GROSS INCOME minus VARIABLE COST				149.64	_____
FIXED COST Description =====		Unit =====		Total =====	
Machinery and Equipment		Acre		15.41	_____
Land		Acre		57.30	_____
Total FIXED Cost				72.71	_____
Total of ALL Cost				303.07	_____
NET PROJECTED RETURNS				76.93	_____

Information presented is prepared solely as a general guide and is not intended to recognize or predict the costs and returns from any one particular farm or ranch operation. These projections were collected and developed by staff members of the Texas Agricultural Extension Service and approved for publication.

Projections for Planning Purposes Only
 Not to be Used without Updating after April 23, 1987.

B-1241(C05)

DATE	STAGE OF PRODUCTION	TYPE OF PROD.	PRODUCT NAME	NUMBER OF UNITS	WEIGHT PER HEAD	CASH NON-CASH	LANDLORD SHARE	BREAK EVEN PROD.
08/20/87	HARVEST	A	CORN	125.0000	.0000	C	25.00	N
08/20/87	HARVEST	A	DEFICIENCY PMT. CORN	125.0000	.0000	C	25.00	N

DATE	STAGE OF PRODUCTION	TYPE OF INPUT	INPUT NAME	NUMBER OF UNITS	CASH NON-CASH	FIXED OR VARI.	LANDLORD SHARE
09/15/86	PREHARVEST	M	DISCING-TANDEM 13 FT.	.6700			.00
02/10/87	PREHARVEST	M	PLOWING 4 BOTTOM	.3300			.00
02/20/87	PREHARVEST	M	DISCING-TANDEM 13 FT.	1.0000			.00
03/05/87	PREHARVEST	E	HERBICIDE CORN	1.0000	C	V	.00
03/05/87	PREHARVEST	M	DISC & SPRAY	1.0000			.00
03/10/87	PREHARVEST	E	NITROGEN	160.0000	C	V	25.00
03/10/87	PREHARVEST	E	PHOSPHATE	80.0000	C	V	25.00
03/10/87	PREHARVEST	E	POTASH	80.0000	C	V	25.00
03/15/87	PREHARVEST	E	SEED CORN	28.0000	C	V	.00
03/15/87	PREHARVEST	M	PLANTING	1.0000			.00
03/25/87	PREHARVEST	M	CULTIVATING ROLLING	1.0000			.00
03/31/87	PREHARVEST	M	PICKUP TRUCK 3/4 TON	20.0000			.00
05/10/87	PREHARVEST	E	INSECTICIDE CORN	1.0000	C	V	25.00
05/15/87	PREHARVEST	M	CULTIVATING 13 FT	1.0000			.00
08/20/87	HARVEST	G	CUSTOM HARVEST CORN	125.0000	C	V	25.00
08/20/87	HARVEST	G	CUSTOM HAULING CORN	125.0000	C	V	25.00
08/31/87		K	CORN HIGH	1.0000		F	.00

Information presented is prepared solely as a general guide and is not intended to recognize or predict the costs and returns from any one particular farm or ranch operation. These projections were collected and developed by staff members of the Texas Agricultural Extension Service and approved for publication.

COTTON, TYPICAL MANAGEMENT
 Northeast Texas District (5)
 1987 Projected Costs and Returns per Acre

GROSS INCOME Description	Quantity	Unit	\$ / Unit	Total	Your Estimate
COTTON LINT	350.000	lb.	0.4400	154.00	_____
COTTONSEED	0.280	ton	70.0000	19.60	_____
DEFICIENCY PMT. COTTON	350.000	lb.	0.2715	95.03	_____
Total GROSS Income				268.63	_____
VARIABLE COST Description	Quantity	Unit	\$ / Unit	Total	Your Estimate
PREHARVEST					
NITROGEN	50.000	lb.	.280	14.00	_____
PHOSPHATE	40.000	lb.	.230	9.20	_____
POTASH	40.000	lb.	.120	4.80	_____
HERBICIDE	1.000	acre	16.000	16.00	_____
SEED	20.000	lb.	.400	8.00	_____
SEED	4.000	lb.	.400	1.60	_____
INSECTICIDE	1.000	appl	9.000	9.00	_____
INSECTICIDE	1.000	appl	9.000	9.00	_____
INSECTICIDE	1.000	appl	9.000	9.00	_____
INSECTICIDE	1.000	appl	9.000	9.00	_____
Fuel & Lube - Machinery		Acre		12.39	_____
Repairs - Machinery		Acre		3.43	_____
Labor - Machinery	4.995	Hour	5.500	27.47	_____
Total PREHARVEST				141.89	_____
HARVEST					
DEFOLIANT	1.000	acre	7.810	7.81	_____
STRIP & HAUL	13.300	cwt.	5.000	66.50	_____
GINNING	13.300	cwt.	1.500	19.95	_____
BAGS, TIES, ETC.	0.700	bale	10.000	7.00	_____
HAUL, COMP, & EDUC.	0.700	bale	19.300	13.51	_____
Total HARVEST				114.77	_____
Interest - OC Borrowed	77.391	Dol.	0.100	7.74	_____
Total VARIABLE COST				264.40	_____
GROSS INCOME minus VARIABLE COST				4.22	_____
FIXED COST Description		Unit		Total	Your Estimate
Machinery and Equipment		Acre		28.00	_____
Land		Acre		20.09	_____
Total FIXED Cost				48.09	_____
Total of ALL Cost				312.50	_____
NET PROJECTED RETURNS				-43.87	_____

Information presented is prepared solely as a general guide and is not intended to recognize or predict the costs and returns from any one particular farm or ranch operation. These projections were collected and developed by staff members of the Texas Agricultural Extension Service and approved for publication.

Projections for Planning Purposes Only
Not to be Used without Updating after April 23, 1987.

B-1241(C05)

DATE	STAGE OF PRODUCTION	TYPE OF PROD.	PRODUCT NAME	NUMBER OF UNITS	WEIGHT PER HEAD	CASH NON-CASH	LANDLORD SHARE	BREAK EVEN PROD.
10/20/87	HARVEST	A	COTTON LINT	350.0000	.0000	C	25.00	N
10/20/87	HARVEST	A	COTTONSEED	.2800	.0000	C	25.00	N
10/20/87	HARVEST	A	DEFICIENCY PMT. COTTON	350.0000	.0000	C	25.00	N

DATE	STAGE OF PRODUCTION	TYPE OF INPUT	INPUT NAME	NUMBER OF UNITS	CASH NON-CASH	FIXED OR VARI.	LANDLORD SHARE
11/10/86	PREHARVEST	M	SHREDDING 4 ROM	1.0000			.00
11/20/86	PREHARVEST	M	CULTIVATING 13 FT	1.0000			.00
02/15/87	PREHARVEST	M	CULTIVATING 13 FT	1.0000			.00
03/10/87	PREHARVEST	M	PLOWING 3 BOTTOM	1.0000			.00
03/15/87	PREHARVEST	E	NITROGEN	50.0000	C	V	25.00
03/15/87	PREHARVEST	E	PHOSPHATE	40.0000	C	V	25.00
03/15/87	PREHARVEST	E	POTASH	40.0000	C	V	25.00
03/15/87	PREHARVEST	M	APPLY FERTILIZER	1.0000			.00
03/25/87	PREHARVEST	M	LISTING/BEDDING	1.0000			.00
04/05/87	PREHARVEST	E	HERBICIDE COTTON	1.0000	C	V	.00
04/05/87	PREHARVEST	M	SPRAYING	1.0000			.00
04/10/87	PREHARVEST	E	SEED COTTON	20.0000	C	V	.00
04/10/87	PREHARVEST	M	PLANTING	1.0000			.00
04/25/87	PREHARVEST	E	SEED COTTON	4.0000	C	V	.00
04/25/87	PREHARVEST	M	PLANTING	.2000			.00
05/05/87	PREHARVEST	E	INSECTICIDE COTTON	1.0000	C	V	25.00
05/15/87	PREHARVEST	M	CULTIVATING 13 FT	1.0000			.00
05/25/87	PREHARVEST	E	INSECTICIDE COTTON	1.0000	C	V	25.00
05/31/87	PREHARVEST	M	PICKUP TRUCK 3/4 TON	40.0000			.00
06/15/87	PREHARVEST	E	INSECTICIDE COTTON	1.0000	C	V	25.00
06/20/87	PREHARVEST	M	CULTIVATING 13 FT	1.0000			.00
07/05/87	PREHARVEST	E	INSECTICIDE COTTON	1.0000	C	V	25.00
07/25/87	PREHARVEST	E	INSECTICIDE COTTON	1.0000	C	V	25.00
10/05/87	HARVEST	E	DEFOLIANT	1.0000	C	V	.00
10/20/87	HARVEST	G	STRIP & HAUL	13.3000	C	V	.00
10/20/87	HARVEST	G	GINNING	13.3000	C	V	.00
10/20/87	HARVEST	E	BAGS, TIES, ETC.	.7000	C	V	.00
10/20/87	HARVEST	G	HAUL, COMP, & EDUC.	.7000	C	V	.00
10/31/87		K	COTTON TYPICAL	1.0000		F	.00

Information presented is prepared solely as a general guide and is not intended to recognize or predict the costs and returns from any one particular farm or ranch operation. These projections were collected and developed by staff members of the Texas Agricultural Extension Service and approved for publication.

COTTON, HIGH LEVEL MANAGEMENT
 Northeast Texas District (5)
 1987 Projected Costs and Returns per Acre

GROSS INCOME Description	Quantity	Unit	\$ / Unit	Total	Your Estimate
COTTON LINT	500.000	lb.	0.4400	220.00	
COTTONSEED	0.400	ton	70.0000	28.00	
DEFICIENCY PMT. COTTON	500.000	lb.	0.2715	135.75	
Total GROSS Income				383.75	
VARIABLE COST Description	Quantity	Unit	\$ / Unit	Total	Your Estimate
PREHARVEST					
NITROGEN	80.000	lb.	.280	22.40	
PHOSPHATE	60.000	lb.	.230	13.80	
POTASH	60.000	lb.	.120	7.20	
HERBICIDE	1.000	acre	16.000	16.00	
SEED	20.000	lb.	.400	8.00	
INSECTICIDE	1.000	appl	9.000	9.00	
SEED	4.000	lb.	.400	1.60	
INSECTICIDE	1.000	appl	9.000	9.00	
INSECTICIDE	1.000	appl	9.000	9.00	
INSECTICIDE	1.000	appl	9.000	9.00	
INSECTICIDE	1.000	appl	9.000	9.00	
Fuel & Lube - Machinery		Acre		8.46	
Repairs - Machinery		Acre		2.60	
Labor - Machinery	3.281	Hour	5.500	18.04	
Total PREHARVEST				152.10	
HARVEST					
DEFOLIANT	1.000	acre	7.810	7.81	
STRIP & HAUL	19.000	cwt.	5.000	95.00	
GINNING	19.000	cwt.	1.500	28.50	
HAUL, COMP, & EDUC.	1.000	bale	19.300	19.30	
BAGS, TIES, ETC.	1.000	bale	10.000	10.00	
Total HARVEST				160.61	
Interest - DC Borrowed	80.714	Dol.	0.100	8.07	
Total VARIABLE COST				320.78	
GROSS INCOME minus VARIABLE COST				62.97	
FIXED COST Description	Quantity	Unit	Total	Your Estimate	
Machinery and Equipment		Acre	20.15		
Land		Acre	30.75		
Total FIXED Cost			50.90		
Total of ALL Cost				371.69	
NET PROJECTED RETURNS				12.06	

Information presented is prepared solely as a general guide and is not intended to recognize or predict the costs and returns from any one particular farm or ranch operation. These projections were collected and developed by staff members of the Texas Agricultural Extension Service and approved for publication.

Projections for Planning Purposes Only
 Not to be Used without Updating after April 23, 1987.

B-1241(C05)

DATE	STAGE OF PRODUCTION	TYPE OF PROD.	PRODUCT NAME	NUMBER OF UNITS	WEIGHT PER HEAD	CASH NON-CASH	LANDLORD SHARE	BREAK EVEN PROD.
10/15/87	HARVEST	A	COTTON LINT	500.0000	.0000	C	25.00	N
10/15/87	HARVEST	A	COTTONSEED	.4000	.0000	C	25.00	N
10/15/87	HARVEST	A	DEFICIENCY PMT. COTTON	500.0000	.0000	C	25.00	N

DATE	STAGE OF PRODUCTION	TYPE OF INPUT	INPUT NAME	NUMBER OF UNITS	CASH NON-CASH	FIXED OR VARI.	LANDLORD SHARE
10/25/86	PREHARVEST	M	SHREDDING 4 ROW	1.0000			.00
10/30/86	PREHARVEST	M	PLOWING 3 BOTTOM	.3300			.00
10/30/86	PREHARVEST	M	DISCING-TANDEM 13 FT.	.6600			.00
02/15/87	PREHARVEST	M	DISCING-TANDEM 13 FT.	1.0000			.00
03/15/87	PREHARVEST	M	LISTING/BEDDING	1.0000			.00
03/20/87	PREHARVEST	E	NITROGEN	80.0000	C	V	25.00
03/20/87	PREHARVEST	E	PHOSPHATE	60.0000	C	V	25.00
03/20/87	PREHARVEST	E	POTASH	60.0000	C	V	25.00
04/05/87	PREHARVEST	E	HERBICIDE COTTON	1.0000	C	V	.00
04/05/87	PREHARVEST	M	SPRAYING	1.0000			.00
04/10/87	PREHARVEST	E	SEED COTTON	20.0000	C	V	.00
04/10/87	PREHARVEST	M	PLANTING	1.0000			.00
04/20/87	PREHARVEST	E	INSECTICIDE COTTON	1.0000	C	V	.00
04/25/87	PREHARVEST	E	SEED COTTON	4.0000	C	V	.00
04/25/87	PREHARVEST	M	PLANTING	.2000			.00
05/05/87	PREHARVEST	E	INSECTICIDE COTTON	1.0000	C	V	.00
05/15/87	PREHARVEST	M	CULTIVATING 13 FT	1.0000			.00
05/25/87	PREHARVEST	E	INSECTICIDE COTTON	1.0000	C	V	.00
05/31/87	PREHARVEST	M	PICKUP TRUCK 3/4 TON	20.0000			.00
06/05/87	PREHARVEST	E	INSECTICIDE COTTON	1.0000	C	V	.00
06/15/87	PREHARVEST	M	CULTIVATING 13 FT	1.0000			.00
06/25/87	PREHARVEST	E	INSECTICIDE COTTON	1.0000	C	V	.00
07/15/87	PREHARVEST	E	INSECTICIDE COTTON	1.0000	C	V	.00
10/01/87	HARVEST	E	DEFOLIANT	1.0000	C	V	.00
10/15/87	HARVEST	G	STRIP & HAUL	19.0000	C	V	.00
10/15/87	HARVEST	G	GINNING	19.0000	C	V	25.00
10/15/87	HARVEST	G	HAUL, COMP, & EDUC.	1.0000	C	V	.00
10/15/87	HARVEST	E	BAGS, TIES, ETC.	1.0000	C	V	.00
10/16/87		K	COTTON HIGH	1.0000		F	.00

Information presented is prepared solely as a general guide and is not intended to recognize or predict the costs and returns from any one particular farm or ranch operation. These projections were collected and developed by staff members of the Texas Agricultural Extension Service and approved for publication.

SORGHUM, TYPICAL MANAGEMENT
 Northeast Texas District (5)
 1987 Projected Costs and Returns per Acre

GROSS INCOME Description	Quantity	Unit	\$ / Unit	Total	Your Estimate
DEFICIENCY PMT. SORGHUM	40.000	cwt.	2.0300	81.20	_____
SORGHUM	40.000	cwt.	2.8300	113.20	_____
Total GROSS Income				194.40	_____
VARIABLE COST Description	Quantity	Unit	\$ / Unit	Total	
PREHARVEST					
NITROGEN	100.000	lb.	.280	28.00	_____
PHOSPHATE	80.000	lb.	.230	18.40	_____
POTASH	80.000	lb.	.120	9.60	_____
SEED	6.000	lb.	.640	3.84	_____
HERBICIDE	1.000	acre	17.000	17.00	_____
SEED	1.200	lb.	.640	0.76	_____
INSECTICIDE	1.000	appl	9.000	9.00	_____
Fuel & Lube - Machinery		Acre		10.87	_____
Repairs - Machinery		Acre		2.69	_____
Labor - Machinery	3.819	Hour	5.500	21.01	_____
Total PREHARVEST				121.17	_____
HARVEST					
HARVEST & HAUL	40.000	cwt.	.670	26.80	_____
Total HARVEST				26.80	_____
Interest - DC Borrowed	63.134	DoI.	0.100	6.31	_____
Total VARIABLE COST				154.29	_____
GROSS INCOME minus VARIABLE COST				40.11	_____
FIXED COST Description		Unit		Total	
Machinery and Equipment		Acre		23.65	_____
Land		Acre		32.76	_____
Total FIXED Cost				56.41	_____
Total of ALL Cost				210.69	_____
NET PROJECTED RETURNS				-16.29	_____

Information presented is prepared solely as a general guide and is not intended to recognize or predict the costs and returns from any one particular farm or ranch operation. These projections were collected and developed by staff members of the Texas Agricultural Extension Service and approved for publication.

Projections for Planning Purposes Only
 Not to be Used without Updating after April 23, 1987.

B-1241(C05)

DATE	STAGE OF PRODUCTION	TYPE OF PROD.	PRODUCT NAME	NUMBER OF UNITS	WEIGHT PER HEAD	CASH NON-CASH	LANDLORD SHARE	BREAK EVEN PROD.
07/31/87	HARVEST	A	SORGHUM	40.0000	.0000	C	30.00	N
07/31/87	HARVEST	A	DEFICIENCY PMT. SORGHUM	40.0000	.0000	C	30.00	N

DATE	STAGE OF PRODUCTION	TYPE OF INPUT	INPUT NAME	NUMBER OF UNITS	CASH NON-CASH	FIXED OR VARI.	LANDLORD SHARE
08/10/86	PREHARVEST	M	SHREDDING 4 ROW	1.0000			.00
08/20/86	PREHARVEST	M	PLOWING 3 BOTTOM	1.0000			.00
09/10/86	PREHARVEST	M	PLOWING 3 BOTTOM	1.0000			.00
09/20/86	PREHARVEST	M	LISTING/BEDDING	1.0000			.00
12/15/86	PREHARVEST	M	LISTING/BEDDING	1.0000			.00
03/05/87	PREHARVEST	E	NITROGEN	100.0000	C	V	30.00
03/05/87	PREHARVEST	E	PHOSPHATE	80.0000	C	V	30.00
03/05/87	PREHARVEST	E	POTASH	80.0000	C	V	30.00
03/10/87	PREHARVEST	E	SEED SORGHUM	6.0000	C	V	.00
03/10/87	PREHARVEST	E	HERBICIDE SORGHUM	1.0000	C	V	.00
03/10/87	PREHARVEST	M	PLANT & SPRAY	1.0000			.00
03/25/87	PREHARVEST	E	SEED SORGHUM	1.2000	C	V	.00
03/25/87	PREHARVEST	M	PLANT & SPRAY	.2000			.00
04/15/87	PREHARVEST	M	CULTIVATING 13 FT	1.0000			.00
04/30/87	PREHARVEST	M	PICKUP TRUCK 3/4 TON	20.0000			.00
06/15/87	PREHARVEST	E	INSECTICIDE SORGHUM	1.0000	C	V	.00
07/20/87	HARVEST	G	HARVEST & HAUL SORGHUM	40.0000	C	V	.00
07/31/87		K	SORGHUM TYPICAL	1.0000		F	.00

Information presented is prepared solely as a general guide and is not intended to recognize or predict the costs and returns from any one particular farm or ranch operation. These projections were collected and developed by staff members of the Texas Agricultural Extension Service and approved for publication.

SORGHUM, HIGH LEVEL MANAGEMENT
 Northeast Texas District (5)
 1987 Projected Costs and Returns per Acre

GROSS INCOME Description	Quantity	Unit	\$ / Unit	Total	Your Estimate
DEFICIENCY PMT. SORGHUM	60.000	cwt.	2.0300	121.80	_____
SORGHUM	60.000	cwt.	2.8300	169.80	_____
Total GROSS Income				291.60	_____
VARIABLE COST Description	Quantity	Unit	\$ / Unit	Total	
PREHARVEST					
NITROGEN	140.000	lb.	.280	39.20	_____
PHOSPHATE	80.000	lb.	.230	18.40	_____
POTASH	80.000	lb.	.120	9.60	_____
SEED	6.000	lb.	.640	3.84	_____
HERBICIDE	1.000	acre	17.000	17.00	_____
SEED	1.200	lb.	.640	0.76	_____
INSECTICIDE	1.000	appl	9.000	9.00	_____
INSECTICIDE	1.000	appl	9.000	9.00	_____
Fuel & Lube - Machinery		Acre		6.46	_____
Repairs - Machinery		Acre		1.84	_____
Labor - Machinery	2.396	Hour	5.501	13.18	_____
Total PREHARVEST				128.29	_____
HARVEST					
HARVEST & HAUL	60.000	cwt.	.670	40.20	_____
Total HARVEST				40.20	_____
Interest - DC Borrowed	47.980	Dol.	0.100	4.80	_____
Total VARIABLE COST				173.29	_____
GROSS INCOME minus VARIABLE COST				118.31	_____
FIXED COST Description		Unit		Total	
Machinery and Equipment		Acre		14.68	_____
Land		Acre		54.18	_____
Total FIXED Cost				68.86	_____
Total of ALL Cost				242.15	_____
NET PROJECTED RETURNS				49.45	_____

Information presented is prepared solely as a general guide and is not intended to recognize or predict the costs and returns from any one particular farm or ranch operation. These projections were collected and developed by staff members of the Texas Agricultural Extension Service and approved for publication.

Projections for Planning Purposes Only
 Not to be Used without Updating after April 23, 1987.

B-1241(C05)

DATE	STAGE OF PRODUCTION	TYPE OF PROD.	PRODUCT NAME	NUMBER OF UNITS	WEIGHT PER HEAD	CASH NON-CASH	LANDLORD SHARE	BREAK EVEN PROD.
07/20/87	HARVEST	A	SORGHUM	60.0000	.0000	C	30.00	N
07/20/87	HARVEST	A	DEFICIENCY PMT. SORGHUM	60.0000	.0000	C	30.00	N

DATE	STAGE OF PRODUCTION	TYPE OF INPUT	INPUT NAME	NUMBER OF UNITS	CASH NON-CASH	FIXED OR VARI.	LANDLORD SHARE
08/15/86	PREHARVEST	M	DISCING-TANDEM 13 FT.	.6600			.00
08/15/86	PREHARVEST	M	PLOWING 3 BOTTOM	.3300			.00
12/10/86	PREHARVEST	M	DISCING-TANDEM 13 FT.	1.0000			.00
12/20/86	PREHARVEST	M	LISTING/BEDDING	1.0000			.00
03/05/87	PREHARVEST	E	NITROGEN	140.0000	C	Y	30.00
03/05/87	PREHARVEST	E	PHOSPHATE	80.0000	C	Y	30.00
03/05/87	PREHARVEST	E	POTASH	80.0000	C	Y	30.00
03/10/87	PREHARVEST	E	SEED SORGHUM	6.0000	C	Y	.00
03/10/87	PREHARVEST	E	HERBICIDE SORGHUM	1.0000	C	Y	.00
03/10/87	PREHARVEST	M	PLANT & SPRAY	1.0000			.00
03/25/87	PREHARVEST	E	SEED SORGHUM	1.2000	C	Y	.00
03/25/87	PREHARVEST	M	PLANT & SPRAY	.2000			.00
03/31/87	PREHARVEST	M	PICKUP TRUCK 3/4 TON	20.0000			.00
04/20/87	PREHARVEST	M	CULTIVATING 13 FT	1.0000			.00
06/10/87	PREHARVEST	E	INSECTICIDE SORGHUM	1.0000	C	Y	.00
06/25/87	PREHARVEST	E	INSECTICIDE SORGHUM	1.0000	C	Y	.00
07/20/87	HARVEST	G	HARVEST & HAUL SORGHUM	60.0000	C	Y	30.00
07/31/87		K	SORGHUM HIGH	1.0000		F	.00

Information presented is prepared solely as a general guide and is not intended to recognize or predict the costs and returns from any one particular farm or ranch operation. These projections were collected and developed by staff members of the Texas Agricultural Extension Service and approved for publication.

COASTAL BERMUDAGRASS ESTABLISHMENT
 Northeast Texas District (5)
 1987 Projected Costs and Returns per Acre

GROSS INCOME Description	Quantity	Unit	\$ / Unit	Total	Your Estimate
HAY	3.000	role	25.0000	75.00	
Total GROSS Income				75.00	
VARIABLE COST Description	Quantity	Unit	\$ / Unit	Total	
ESTABLISHMENT					
FERTILIZER (P)	80.000	lb.	.180	14.40	
FERTILIZER (K)	80.000	lb.	.100	8.00	
SPRIGS	50.000	bu.	.500	25.00	
HERBICIDE	1.000	acre	7.000	7.00	
FERTILIZER (N)	100.000	lb.	.200	20.00	
FERTILIZER (N)	80.000	lb.	.200	16.00	
Fuel & Lube - Machinery		Acre		2.95	
Repairs - Machinery		Acre		0.91	
Labor - Machinery	1.390	Hour	5.501	7.64	
Total ESTABLISHMENT				101.91	
HARVEST					
BALE MOVING	1.500	role	1.000	1.50	
CUSTOM BALING	1.500	role	12.000	18.00	
CUSTOM BALING	1.500	role	12.000	18.00	
BALE MOVING	1.500	role	1.000	1.50	
Total HARVEST				39.00	
Interest - DC Borrowed	54.545	Dol.	0.100	5.45	
Total VARIABLE COST				146.37	
<i>Break-Even Price, Total Variable Cost \$ 48.78 per role of HAY</i>					
GROSS INCOME minus VARIABLE COST				-71.37	
FIXED COST Description		Unit		Total	
Machinery and Equipment		Acre		7.65	
Land		Acre		15.00	
Total FIXED Cost				22.65	
<i>Break-Even Price, Total Cost \$ 56.33 per role of HAY</i>					
Total of ALL Cost				169.01	
NET PROJECTED RETURNS				-94.01	

Information presented is prepared solely as a general guide and is not intended to recognize or predict the costs and returns from any one particular farm or ranch operation. These projections were collected and developed by staff members of the Texas Agricultural Extension Service and approved for publication.

Projections for Planning Purposes Only
 Not to be Used without Updating after April 23, 1987.

B-1241(C05)

DATE	STAGE OF PRODUCTION	TYPE OF PROD.	PRODUCT NAME	NUMBER OF UNITS	WEIGHT PER HEAD	CASH NON-CASH	LANDLORD SHARE	BREAK EVEN PROD.
09/15/87	HARVEST	A	HAY	3.0000	.0000	C	.00	Y

DATE	STAGE OF PRODUCTION	TYPE OF INPUT	INPUT NAME	NUMBER OF UNITS	CASH NON-CASH	FIXED OR VARI.	LANDLORD SHARE
11/15/86	ESTABLISHMENT	E	FERTILIZER (P) APPL'D	80.0000	C	V	.00
11/15/86	ESTABLISHMENT	E	FERTILIZER (K) APPL'D	80.0000	C	V	.00
03/05/87	ESTABLISHMENT	M	DISCING-TANDEM 13 FT.	1.0000			.00
03/15/87	ESTABLISHMENT	M	DISCING-TANDEM 13 FT.	1.0000			.00
04/15/87	ESTABLISHMENT	E	SPRIGS	50.0000	C	V	.00
04/20/87	ESTABLISHMENT	M	SPRAYING PASTURE	1.0000			.00
04/20/87	ESTABLISHMENT	E	HERBICIDE HAY	1.0000	C	V	.00
05/01/87	ESTABLISHMENT	M	PICKUP TRUCK 3/4 TON	21.0000			.00
05/15/87	ESTABLISHMENT	E	FERTILIZER (N) APPL'D	100.0000	C	V	.00
07/15/87	ESTABLISHMENT	E	FERTILIZER (N) APPL'D	80.0000	C	V	.00
07/15/87	HARVEST	G	BALE MOVING HAY	1.5000	C	V	.00
07/15/87	HARVEST	G	CUSTOM BALING ROUND	1.5000	C	V	.00
09/15/87	HARVEST	G	CUSTOM BALING ROUND	1.5000	C	V	.00
09/15/87		K	LAND CHARGE FORAGE	1.0000	C	F	.00
09/15/87	HARVEST	G	BALE MOVING HAY	1.5000	C	V	.00

Information presented is prepared solely as a general guide and is not intended to recognize or predict the costs and returns from any one particular farm or ranch operation. These projections were collected and developed by staff members of the Texas Agricultural Extension Service and approved for publication.

COASTAL BERMUDAGRASS HAY, TYPICAL MANAGEMENT
 Northeast Texas District (5)
 1987 Projected Costs and Returns per Acre

GROSS INCOME Description	Quantity	Unit	\$ / Unit	Total	Your Estimate
HAY SQUARE	195.000	bale	1.5000	292.50	
Total GROSS Income				292.50	
VARIABLE COST Description	Quantity	Unit	\$ / Unit	Total	
FIRST CUTTING					
HERBICIDE	0.500	acre	7.000	3.50	
FERTILIZER (N)	80.000	lb.	.200	16.00	
FERTILIZER (P)	33.300	lb.	.180	5.99	
FERTILIZER (K)	43.300	lb.	.100	4.33	
CUSTOM BALING	65.000	bale	.750	48.75	
CUSTOM HAULING	65.000	bale	.300	19.50	
Fuel & Lube - Machinery		Acre		0.36	
Repairs - Machinery		Acre		0.10	
Labor - Machinery	0.257	Hour	5.501	1.41	
Total FIRST CUTTING				99.95	
SECOND CUTTING					
FERTILIZER (N)	80.000	lb.	.200	16.00	
FERTILIZER (P)	33.300	lb.	.180	5.99	
FERTILIZER (K)	43.300	lb.	.100	4.33	
CUSTOM BALING	65.000	bale	.750	48.75	
CUSTOM HAULING	65.000	bale	.300	19.50	
Fuel & Lube - Machinery		Acre		0.36	
Repairs - Machinery		Acre		0.10	
Labor - Machinery	0.257	Hour	5.501	1.41	
Total SECOND CUTTING				96.45	
THIRD CUTTING					
FERTILIZER (N)	80.000	lb.	.200	16.00	
FERTILIZER (P)	33.300	lb.	.180	5.99	
FERTILIZER (K)	43.300	lb.	.100	4.33	
CUSTOM BALING	65.000	bale	.750	48.75	
CUSTOM HAULING	65.000	bale	.300	19.50	
Fuel & Lube - Machinery		Acre		0.36	
Repairs - Machinery		Acre		0.10	
Labor - Machinery	0.257	Hour	5.501	1.41	
Total THIRD CUTTING				96.45	
Interest - DC Borrowed	8.299	Dol.	0.100	0.83	
Total VARIABLE COST				293.68	
<i>Break-Even Price, Total Variable Cost \$ 1.50 per bale of HAY</i>					
GROSS INCOME minus VARIABLE COST				-1.18	
FIXED COST Description		Unit		Total	
Machinery and Equipment		Acre		3.45	
Land		Acre		15.00	
Perennial Crop		Acre		9.40	
Total FIXED Cost				27.85	
<i>Break-Even Price, Total Cost \$ 1.64 per bale of HAY</i>					
Total of ALL Cost				321.53	
NET PROJECTED RETURNS				-29.03	

Information presented is prepared solely as a general guide and is not intended to recognize or predict the costs and returns from any one particular farm or ranch operation. These projections were collected and developed by staff members of the Texas Agricultural Extension Service and approved for publication.

Projections for Planning Purposes Only
 Not to be Used without Updating after April 23, 1987.

B-1241(C05)

DATE	STAGE OF PRODUCTION	TYPE OF PROD.	PRODUCT NAME	NUMBER OF UNITS	WEIGHT PER HEAD	CASH NON-CASH	LANDLORD SHARE	BREAK EVEN PROD.
05/10/87	FIRST CUTTING	A	HAY SQUARE	65.0000	.0000	C	.00	Y
06/20/87	SECOND CUTTING	A	HAY SQUARE	65.0000	.0000	C	.00	Y
07/30/87	THIRD CUTTING	A	HAY SQUARE	65.0000	.0000	C	.00	Y

DATE	STAGE OF PRODUCTION	TYPE OF INPUT	INPUT NAME	NUMBER OF UNITS	CASH NON-CASH	FIXED OR VARI.	LANDLORD SHARE
03/15/87	FIRST CUTTING	E	HERBICIDE HAY	.5000	C	V	.00
04/15/87	FIRST CUTTING	E	FERTILIZER (N) APPL'D	80.0000	C	V	.00
04/15/87	FIRST CUTTING	E	FERTILIZER (P) APPL'D	33.3000	C	V	.00
04/15/87	FIRST CUTTING	E	FERTILIZER (K) APPL'D	43.3000	C	V	.00
04/30/87	FIRST CUTTING	M	PICKUP TRUCK 3/4 TON	7.0000			.00
05/15/87	SECOND CUTTING	E	FERTILIZER (N) APPL'D	80.0000	C	V	.00
05/15/87	SECOND CUTTING	E	FERTILIZER (P) APPL'D	33.3000	C	V	.00
05/15/87	SECOND CUTTING	E	FERTILIZER (K) APPL'D	43.3000	C	V	.00
05/15/87	FIRST CUTTING	G	CUSTOM BALING SQUARE	65.0000	C	V	.00
05/15/87	FIRST CUTTING	G	CUSTOM HAULING HAY	65.0000	C	V	.00
05/30/87	SECOND CUTTING	M	PICKUP TRUCK 3/4 TON	7.0000			.00
06/20/87	SECOND CUTTING	G	CUSTOM BALING SQUARE	65.0000	C	V	.00
06/20/87	SECOND CUTTING	G	CUSTOM HAULING HAY	65.0000	C	V	.00
06/25/87	THIRD CUTTING	E	FERTILIZER (N) APPL'D	80.0000	C	V	.00
06/25/87	THIRD CUTTING	E	FERTILIZER (P) APPL'D	33.3000	C	V	.00
06/25/87	THIRD CUTTING	E	FERTILIZER (K) APPL'D	43.3000	C	V	.00
07/10/87	THIRD CUTTING	M	PICKUP TRUCK 3/4 TON	7.0000			.00
07/30/87	THIRD CUTTING	G	CUSTOM BALING SQUARE	65.0000	C	V	.00
07/30/87	THIRD CUTTING	G	CUSTOM HAULING HAY	65.0000	C	V	.00
07/31/87		L	COASTAL BERMUDA	1.0000		F	.00
07/31/87		K	LAND CHARGE FORAGE	1.0000	C	F	.00

Information presented is prepared solely as a general guide and is not intended to recognize or predict the costs and returns from any one particular farm or ranch operation. These projections were collected and developed by staff members of the Texas Agricultural Extension Service and approved for publication.

COASTAL BERMUDAGRASS HAY, HIGH LEVEL MANAGEMENT
 Northeast Texas District (5)
 1987 Projected Costs and Returns per Acre

GROSS INCOME Description	Quantity	Unit	\$ / Unit	Total	Your Estimate
HAY	14.000	role	25.0000	350.00	
Total GROSS Income				350.00	
VARIABLE COST Description	Quantity	Unit	\$ / Unit	Total	Your Estimate
FIRST CUTTING					
FERTILIZER (P)	100.000	lb.	.180	18.00	
FERTILIZER (K)	200.000	lb.	.100	20.00	
HERBICIDE	1.000	acre	10.000	10.00	
FERTILIZER (N)	102.000	lb.	.200	20.40	
CUSTOM BALING	3.500	role	12.000	42.00	
BALE MOVING	3.500	role	1.000	3.50	
Fuel & Lube - Machinery		Acre		0.56	
Repairs - Machinery		Acre		0.13	
Labor - Machinery	0.355	Hour	5.500	1.95	
Total FIRST CUTTING				116.55	
SECOND CUTTING					
FERTILIZER (N)	66.000	lb.	.200	13.20	
BALE MOVING	3.500	role	1.000	3.50	
CUSTOM BALING	3.500	role	12.000	42.00	
Fuel & Lube - Machinery		Acre		0.26	
Repairs - Machinery		Acre		0.07	
Labor - Machinery	0.183	Hour	5.500	1.01	
Total SECOND CUTTING				60.04	
THIRD CUTTING					
FERTILIZER (N)	66.000	lb.	.200	13.20	
CUSTOM BALING	3.500	role	12.000	42.00	
BALE MOVING	3.500	role	1.000	3.50	
Fuel & Lube - Machinery		Acre		0.26	
Repairs - Machinery		Acre		0.07	
Labor - Machinery	0.183	Hour	5.500	1.01	
Total THIRD CUTTING				60.04	
FOURTH CUTTING					
FERTILIZER (N)	66.000	lb.	.200	13.20	
CUSTOM BALING	3.500	role	12.000	42.00	
BALE MOVING	3.500	role	1.000	3.50	
Fuel & Lube - Machinery		Acre		0.26	
Repairs - Machinery		Acre		0.07	
Labor - Machinery	0.183	Hour	5.500	1.01	
Total FOURTH CUTTING				60.04	
Interest - OC Borrowed	26.199	Dol.	0.100	2.62	
Total VARIABLE COST				299.29	
<i>Break-Even Price, Total Variable Cost \$ 21.37 per role of HAY</i>					
GROSS INCOME minus VARIABLE COST				50.71	
FIXED COST Description		Unit		Total	Your Estimate
Machinery and Equipment		Acre		4.24	
Land		Acre		15.00	
Perennial Crop		Acre		9.40	
Total FIXED Cost				28.64	
<i>Break-Even Price, Total Cost \$ 23.42 per role of HAY</i>					
Total of ALL Cost				327.93	
NET PROJECTED RETURNS				22.07	

Information presented is prepared solely as a general guide and is not intended to recognize or predict the costs and returns from any one particular farm or ranch operation. These projections were collected and developed by staff members of the Texas Agricultural Extension Service and approved for publication.

Projections for Planning Purposes Only
 Not to be Used without Updating after April 23, 1987.

B-1241(C05)

DATE	STAGE OF PRODUCTION	TYPE OF PROD.	PRODUCT NAME	NUMBER OF UNITS	WEIGHT PER HEAD	CASH NON-CASH	LANDLORD SHARE	BREAK EVEN PROD.
05/05/87	FIRST CUTTING	A	HAY	3.5000	.0000	C	.00	Y
06/10/87	SECOND CUTTING	A	HAY	3.5000	.0000	C	.00	Y
07/15/87	THIRD CUTTING	A	HAY	3.5000	.0000	C	.00	Y
09/20/87	FOURTH CUTTING	A	HAY	3.5000	.0000	C	.00	Y

DATE	STAGE OF PRODUCTION	TYPE OF INPUT	INPUT NAME	NUMBER OF UNITS	CASH NON-CASH	FIXED OR VARI.	LANDLORD SHARE
11/15/86	FIRST CUTTING	E	FERTILIZER (P) APPL'D	100.0000	C	V	.00
11/15/86	FIRST CUTTING	E	FERTILIZER (K) APPL'D	200.0000	C	V	.00
03/15/87	FIRST CUTTING	E	HERBICIDE HAYH	1.0000	C	V	.00
03/15/87	FIRST CUTTING	M	SPRAYING PASTURE	1.0000	C	V	.00
04/05/87	FIRST CUTTING	E	FERTILIZER (N) APPL'D	102.0000	C	V	.00
04/30/87	FIRST CUTTING	M	PICKUP TRUCK 3/4 TON	5.0000	C	V	.00
05/10/87	SECOND CUTTING	E	FERTILIZER (N) APPL'D	66.0000	C	V	.00
05/10/87	FIRST CUTTING	G	CUSTOM BALING ROUND	3.5000	C	V	.00
05/10/87	FIRST CUTTING	G	BALE MOVING HAY	3.5000	C	V	.00
05/30/87	SECOND CUTTING	M	PICKUP TRUCK 3/4 TON	5.0000	C	V	.00
06/15/87	THIRD CUTTING	E	FERTILIZER (N) APPL'D	66.0000	C	V	.00
06/15/87	SECOND CUTTING	G	BALE MOVING HAY	3.5000	C	V	.00
06/15/87	SECOND CUTTING	G	CUSTOM BALING ROUND	3.5000	C	V	.00
06/30/87	THIRD CUTTING	M	PICKUP TRUCK 3/4 TON	5.0000	C	V	.00
07/20/87	THIRD CUTTING	G	CUSTOM BALING ROUND	3.5000	C	V	.00
07/20/87	THIRD CUTTING	G	BALE MOVING HAY	3.5000	C	V	.00
07/21/87	FOURTH CUTTING	E	FERTILIZER (N) APPL'D	66.0000	C	V	.00
08/30/87	FOURTH CUTTING	M	PICKUP TRUCK 3/4 TON	5.0000	C	V	.00
09/20/87	FOURTH CUTTING	G	CUSTOM BALING ROUND	3.5000	C	V	.00
09/20/87	FOURTH CUTTING	G	BALE MOVING HAY	3.5000	C	V	.00
09/30/87		K	LAND CHARGE FORAGE	1.0000	C	F	.00
09/30/87		L	COASTAL BERMUDA	1.0000	C	F	.00

Information presented is prepared solely as a general guide and is not intended to recognize or predict the costs and returns from any one particular farm or ranch operation. These projections were collected and developed by staff members of the Texas Agricultural Extension Service and approved for publication.

SOYBEANS, TYPICAL MANAGEMENT
 Northeast Texas District (5)
 1987 Projected Costs and Returns per Acre

GROSS INCOME Description =====	Quantity =====	Unit =====	\$ / Unit =====	Total =====	Your Estimate =====
SOYBEANS	25.000	bu.	5.1500	128.75	_____
Total GROSS Income				128.75	_____
VARIABLE COST Description =====	Quantity =====	Unit =====	\$ / Unit =====	Total =====	
PREHARVEST					
PHOSPHATE	40.000	lb.	.230	9.20	_____
POTASH	40.000	lb.	.120	4.80	_____
HERBICIDE	1.000	acre	15.500	15.50	_____
SEED	37.500	lb.	.200	7.50	_____
SEED	7.500	lb.	.200	1.50	_____
INSECTICIDE	1.000	appl	9.000	9.00	_____
INSECTICIDE	1.000	appl	9.000	9.00	_____
Fuel & Lube - Machinery		Acre		8.61	_____
Repairs - Machinery		Acre		2.63	_____
Labor - Machinery	3.355	Hour	5.501	18.46	_____
Total PREHARVEST				86.19	_____
HARVEST					
CUSTOM COMBINING	1.000	acre	20.000	20.00	_____
CUSTOM HAULING	25.000	bu.	.250	6.25	_____
Total HARVEST				26.25	_____
Interest - OC Borrowed	44.656	Dol.	0.100	4.47	_____
Total VARIABLE COST				116.90	_____
<i>Break-Even Price, Total Variable Cost \$ 4.67 per bu. of SOYBEANS</i>					
GROSS INCOME minus VARIABLE COST				11.85	_____
FIXED COST Description =====		Unit =====		Total =====	
Machinery and Equipment		Acre		19.00	_____
Land		Acre		22.13	_____
Total FIXED Cost				41.13	_____
<i>Break-Even Price, Total Cost \$ 6.32 per bu. of SOYBEANS</i>					
Total of ALL Cost				158.03	_____
NET PROJECTED RETURNS				-29.28	_____

Projections for Planning Purposes Only
 Not to be Used without Updating after April 23, 1987.

B-1241(C05)

DATE	STAGE OF PRODUCTION	TYPE OF PROD.	PRODUCT NAME	NUMBER OF UNITS	WEIGHT PER HEAD	CASH NON-CASH	LANDLORD SHARE	BREAK EVEN PROD.
11/20/87	HARVEST	A	SOYBEANS	25.0000	.0000	C	25.00	Y

DATE	STAGE OF PRODUCTION	TYPE OF INPUT	INPUT NAME	NUMBER OF UNITS	CASH NON-CASH	FIXED OR VARI.	LANDLORD SHARE
12/15/86	PREHARVEST	M	DISCING-TANDEM 13 FT.	1.0000			.00
03/15/87	PREHARVEST	M	DISCING-TANDEM 13 FT.	1.0000			.00
04/10/87	PREHARVEST	E	PHOSPHATE	40.0000	C	V	25.00
04/10/87	PREHARVEST	E	POTASH	40.0000	C	V	25.00
04/10/87	PREHARVEST	M	APPLY FERTILIZER	1.0000			.00
04/20/87	PREHARVEST	M	LISTING/BEDDING	1.0000			.00
05/15/87	PREHARVEST	E	HERBICIDE SOYBEANS	1.0000	C	V	.00
05/15/87	PREHARVEST	M	SPRAYING	1.0000			.00
06/10/87	PREHARVEST	E	SEED SOYBEAN	37.5000	C	V	.00
06/10/87	PREHARVEST	M	PLANTING	1.0000			.00
06/20/87	PREHARVEST	M	CULTIVATING 13 FT	1.0000			.00
06/25/87	PREHARVEST	E	SEED SOYBEAN	7.5000	C	V	.00
06/25/87	PREHARVEST	M	PLANTING	.2000			.00
07/10/87	PREHARVEST	E	INSECTICIDE SOYBEANS	1.0000	C	V	.00
07/15/87	PREHARVEST	M	CULTIVATING 13 FT	1.0000			.00
07/25/87	PREHARVEST	E	INSECTICIDE SOYBEANS	1.0000	C	V	.00
07/31/87	PREHARVEST	M	PICKUP TRUCK 3/4 TON	20.0000			.00
08/15/87	PREHARVEST	M	CULTIVATING 13 FT	1.0000			.00
11/20/87	HARVEST	G	CUSTOM COMBINING SOYBEANS	1.0000	C	V	25.00
11/20/87	HARVEST	G	CUSTOM HAULING SOYBEAN	25.0000	C	V	25.00
11/30/87		K	SOYBEANS TYPICAL	1.0000		F	.00

Information presented is prepared solely as a general guide and is not intended to recognize or predict the costs and returns from any one particular farm or ranch operation. These projections were collected and developed by staff members of the Texas Agricultural Extension Service and approved for publication.

SOYBEANS, HIGH LEVEL MANAGEMENT
 Northeast Texas District (5)
 1987 Projected Costs and Returns per Acre

GROSS INCOME Description	Quantity	Unit	\$ / Unit	Total	Your Estimate
SOYBEANS	35.000	bu.	5.1500	180.25	
Total GROSS Income				180.25	
VARIABLE COST Description	Quantity	Unit	\$ / Unit	Total	Your Estimate
PREHARVEST					
HERBICIDE	1.000	acre	15.500	15.50	
PHOSPHATE	60.000	lb.	.230	13.80	
POTASH	60.000	lb.	.120	7.20	
SEED	37.500	lb.	.200	7.50	
INOCULANT	1.000	acre	1.350	1.35	
INSECTICIDE	1.000	appl	9.000	9.00	
SEED	7.500	lb.	.200	1.50	
INSECTICIDE	1.000	appl	9.000	9.00	
INSECTICIDE	1.000	appl	9.000	9.00	
Fuel & Lube - Machinery		Acre		7.66	
Repairs - Machinery		Acre		2.36	
Labor - Machinery	3.668	Hour	5.501	20.17	
Total PREHARVEST				104.05	
HARVEST					
CUSTOM COMBINING	1.000	acre	20.000	20.00	
CUSTOM HAULING	35.000	bu.	.250	8.75	
Total HARVEST				28.75	
Interest - OC Borrowed	43.554	Dol.	0.100	4.36	
Total VARIABLE COST				137.15	
<i>Break-Even Price, Total Variable Cost \$ 3.91 per bu. of SOYBEANS</i>					
GROSS INCOME minus VARIABLE COST				43.10	
FIXED COST Description		Unit		Total	Your Estimate
Machinery and Equipment		Acre		20.38	
Land		Acre		32.62	
Total FIXED Cost				53.00	
<i>Break-Even Price, Total Cost \$ 5.43 per bu. of SOYBEANS</i>					
Total of ALL Cost				190.15	
NET PROJECTED RETURNS				-9.90	

Projections for Planning Purposes Only
 Not to be Used without Updating after April 23, 1987.

B-1241(C05)

DATE	STAGE OF PRODUCTION	TYPE OF PROD.	PRODUCT NAME	NUMBER OF UNITS	WEIGHT PER HEAD	CASH NON-CASH	LANDLORD SHARE	BREAK EVEN PROD.
09/01/87	HARVEST	A	SOYBEANS	35.0000	.0000	C	25.00	Y

DATE	STAGE OF PRODUCTION	TYPE OF INPUT	INPUT NAME	NUMBER OF UNITS	CASH NON-CASH	FIXED OR VARI.	LANDLORD SHARE
12/15/86	PREHARVEST	M	DISCING-TANDEM 13 FT.	1.0000			.00
03/10/87	PREHARVEST	M	SPRAYING	1.0000			.00
03/10/87	PREHARVEST	E	HERBICIDE SOYBEANS	1.0000	C	V	.00
03/11/87	PREHARVEST	M	DISCING-TANDEM 13 FT.	1.0000			.00
03/20/87	PREHARVEST	E	PHOSPHATE	60.0000	C	V	25.00
03/20/87	PREHARVEST	E	POTASH	60.0000	C	V	25.00
04/01/87	PREHARVEST	M	LISTING/BEDDING	1.0000			.00
04/05/87	PREHARVEST	E	SEED SOYBEAN	37.5000	C	V	.00
04/05/87	PREHARVEST	E	INOCULANT SOYBEANS	1.0000	C	V	.00
04/05/87	PREHARVEST	M	PLANTING	1.0000			.00
04/15/87	PREHARVEST	E	INSECTICIDE SOYBEANS	1.0000	C	V	.00
04/15/87	PREHARVEST	M	SPRAYING	1.0000			.00
04/20/87	PREHARVEST	M	PLANTING	.2000			.00
04/20/87	PREHARVEST	E	SEED SOYBEAN	7.5000	C	V	.00
04/30/87	PREHARVEST	E	INSECTICIDE SOYBEANS	1.0000	C	V	.00
04/30/87	PREHARVEST	M	SPRAYING	1.0000			.00
06/10/87	PREHARVEST	E	INSECTICIDE SOYBEANS	1.0000	C	V	.00
06/10/87	PREHARVEST	M	SPRAYING	1.0000			.00
06/15/87	PREHARVEST	M	CULTIVATING 13 FT	1.0000			.00
06/30/87	PREHARVEST	M	PICKUP TRUCK 3/4 TON	20.0000			.00
09/01/87	HARVEST	G	CUSTOM COMBINING SOYBEANS	1.0000	C	V	25.00
09/01/87	HARVEST	G	CUSTOM HAULING SOYBEAN	35.0000	C	V	25.00
09/15/87		K	SOYBEANS HIGH	1.0000		F	.00

Information presented is prepared solely as a general guide and is not intended to recognize or predict the costs and returns from any one particular farm or ranch operation. These projections were collected and developed by staff members of the Texas Agricultural Extension Service and approved for publication.

WHEAT PRODUCTION, TYPICAL MANAGEMENT
 Northeast Texas District (5)
 1987 Projected Costs and Returns per Acre

GROSS INCOME Description	Quantity	Unit	\$ / Unit	Total	Your Estimate
DEFICIENCY PMT. WHEAT	40.000	bu.	2.1000	84.00	_____
WHEAT	40.000	bu.	2.1100	84.40	_____
Total GROSS Income				168.40	_____
VARIABLE COST Description	Quantity	Unit	\$ / Unit	Total	
PREHARVEST					
FERTILIZER (N)	80.000	lb.	.200	16.00	_____
FERTILIZER (P)	40.000	lb.	.180	7.20	_____
FERTILIZER (K)	40.000	lb.	.100	4.00	_____
SEED, TREATED	75.000	lb.	.150	11.25	_____
INSECTICIDE	1.000	lb.	6.000	6.00	_____
Fuel & Lube - Machinery		Acre		3.94	_____
Repairs - Machinery		Acre		1.11	_____
Labor - Machinery	2.081	Hour	5.500	11.45	_____
Total PREHARVEST				60.95	_____
HARVEST					
CUSTOM COMBINING	1.000	acre	20.000	20.00	_____
CUSTOM HAULING	40.000	bu.	.250	10.00	_____
Total HARVEST				30.00	_____
Interest - OC Borrowed	38.743	Dol.	0.100	3.87	_____
Total VARIABLE COST				94.82	_____
GROSS INCOME minus VARIABLE COST				73.58	_____
FIXED COST Description		Unit		Total	
Machinery and Equipment		Acre		11.67	_____
Land		Acre		22.70	_____
Total FIXED Cost				34.37	_____
Total of ALL Cost				129.19	_____
NET PROJECTED RETURNS				39.21	_____

Information presented is prepared solely as a general guide and is not intended to recognize or predict the costs and returns from any one particular farm or ranch operation. These projections were collected and developed by staff members of the Texas Agricultural Extension Service and approved for publication.