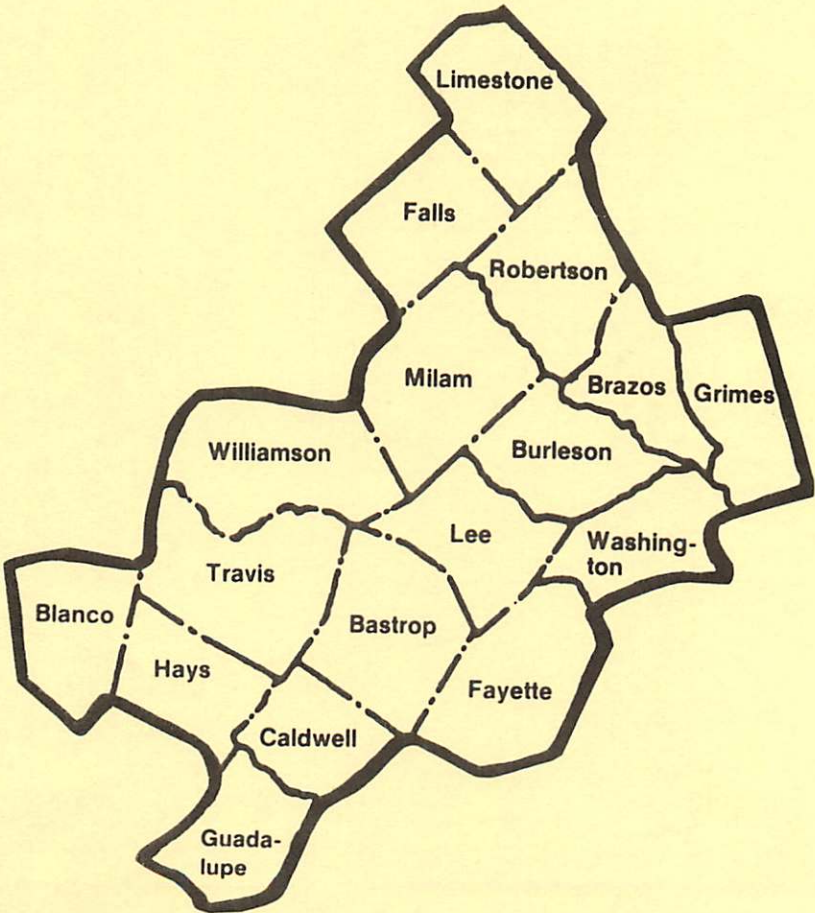
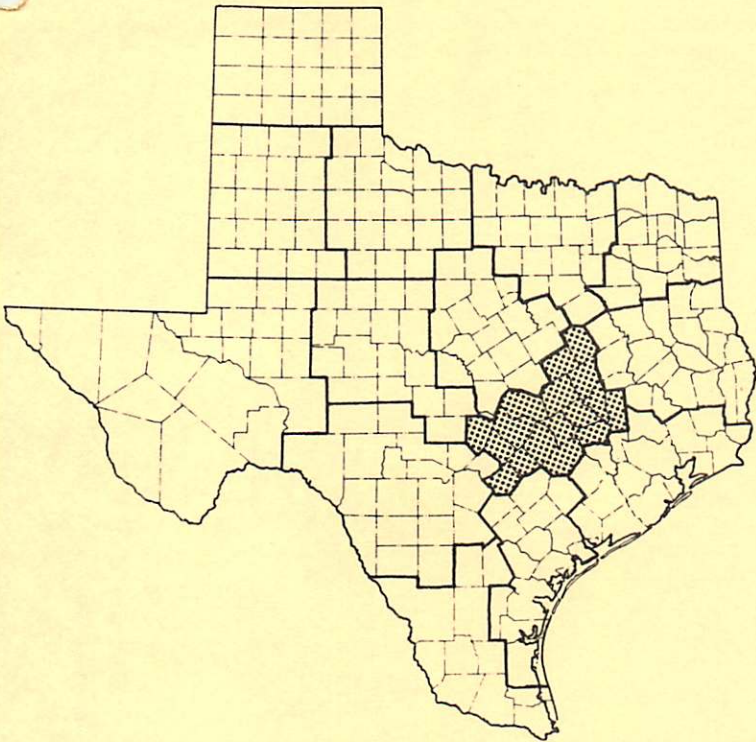


# SOUTH CENTRAL TEXAS

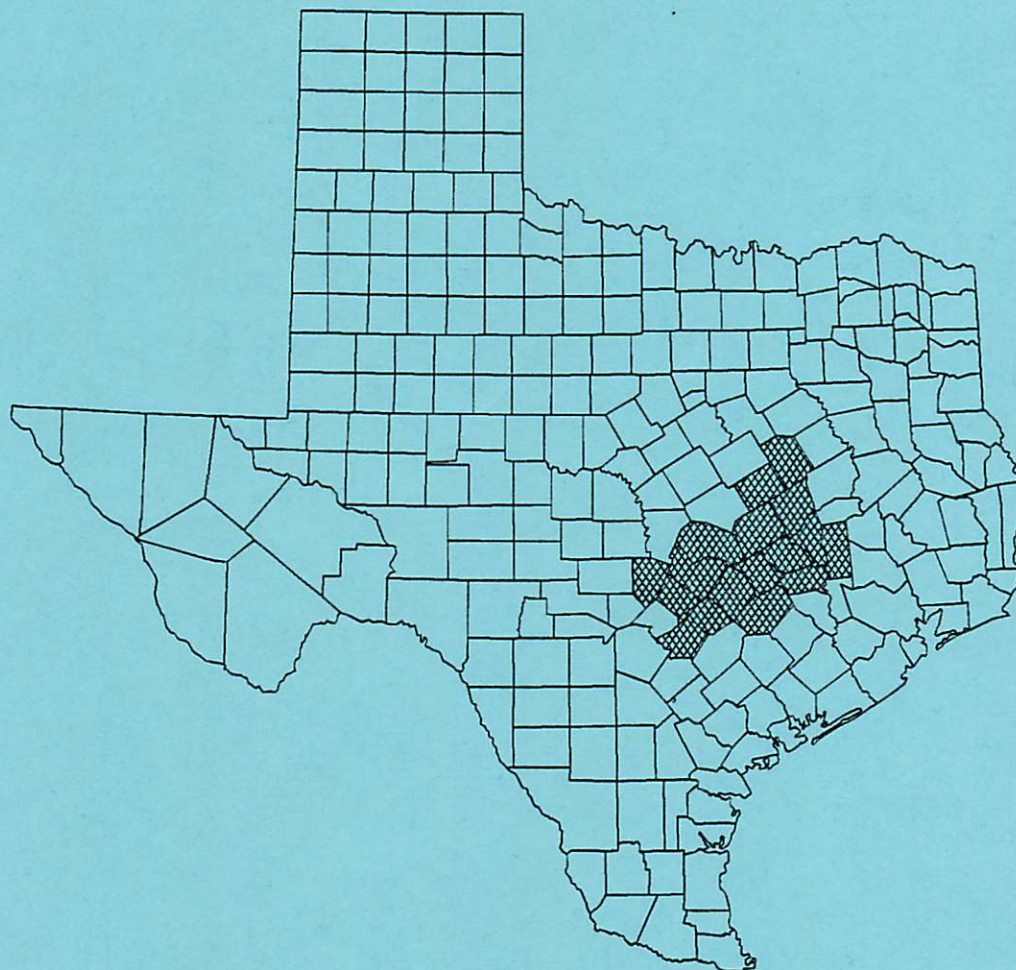
## DISTRICT 10



# TEXAS CROP ENTERPRISE BUDGETS

## SOUTH CENTRAL TEXAS DISTRICT

Projected for 1987



Educational programs conducted by the Texas Agricultural Extension Service serve people of all ages regardless of socio-economic level, race, color, sex, religion or national origin.

Cooperative Extension Work in Agriculture and Home Economics, The Texas A&M University System and the United States Department of Agriculture cooperating. Distributed in furtherance of the Acts of Congress of May 8, 1914, as amended, and June 30, 1914.

**CORN, DRYLAND**  
 South Central Texas District (10)  
 1987 Projected Costs and Returns per Acre

| GROSS INCOME Description<br>=====  | Quantity<br>===== | Unit<br>===== | \$ / Unit<br>===== | Total<br>===== | Your<br>Estimate<br>===== |
|------------------------------------|-------------------|---------------|--------------------|----------------|---------------------------|
| CORN                               | 75.000            | bu.           | 1.8300             | 137.25         | _____                     |
| DEFICIENCY PMT. CORN               | 70.000            | bu.           | 1.2100             | 84.70          | _____                     |
| Total GROSS Income                 |                   |               |                    | 221.95         | _____                     |
| VARIABLE COST Description<br>===== | Quantity<br>===== | Unit<br>===== | \$ / Unit<br>===== | Total<br>===== |                           |
| PREHARVEST                         |                   |               |                    |                |                           |
| NITROGEN                           | 18.000            | lb.           | .200               | 3.60           | _____                     |
| PHOSPHORUS                         | 46.000            | lb.           | .150               | 6.90           | _____                     |
| NITROGEN                           | 32.000            | lb.           | .200               | 6.40           | _____                     |
| SEED                               | 20.000            | thou          | .775               | 15.50          | _____                     |
| HERBICIDE                          | 1.500             | qt.           | 3.380              | 5.07           | _____                     |
| Fuel & Lube - Machinery            |                   | Acre          |                    | 12.33          | _____                     |
| Repairs - Machinery                |                   | Acre          |                    | 5.89           | _____                     |
| Labor - Machinery                  | 2.510             | Hour          | 6.003              | 15.07          | _____                     |
| Total PREHARVEST                   |                   |               |                    | 70.76          | _____                     |
| Interest - OC Borrowed             | 37.308            | Dol.          | 0.120              | 4.48           | _____                     |
| HARVEST                            |                   |               |                    |                |                           |
| CUSTOM HARVEST                     | 1.000             | acre          | 20.000             | 20.00          | _____                     |
| CUSTOM HAUL                        | 75.000            | bu.           | .300               | 22.50          | _____                     |
| Total HARVEST                      |                   |               |                    | 42.50          | _____                     |
| Total VARIABLE COST                |                   |               |                    | 117.74         | _____                     |
| GROSS INCOME minus VARIABLE COST   |                   |               |                    | 104.21         | _____                     |
| FIXED COST Description<br>=====    |                   | Unit<br>===== |                    | Total<br>===== |                           |
| Machinery and Equipment            |                   | Acre          |                    | 33.36          | _____                     |
| Land                               |                   | Acre          |                    | 53.93          | _____                     |
| Total FIXED Cost                   |                   |               |                    | 87.29          | _____                     |
| Total of ALL Cost                  |                   |               |                    | 205.03         | _____                     |
| NET PROJECTED RETURNS              |                   |               |                    | 16.93          | _____                     |

Projections for Planning Purposes Only  
 Not to be Used without Updating after April 23, 1987.

B-1241(C10)

| DATE     | STAGE OF PRODUCTION | TYPE OF PROD. | PRODUCT NAME         | NUMBER OF UNITS | WEIGHT PER HEAD | CASH NON-CASH | LANDLORD SHARE | BREAK EVEN PROD. |
|----------|---------------------|---------------|----------------------|-----------------|-----------------|---------------|----------------|------------------|
| 08/01/87 | HARVEST             | A             | CORN                 | 75.0000         | .0000           | C             | 33.00          | N                |
| 08/01/87 | HARVEST             | A             | DEFICIENCY PHT. CORN | 70.0000         | .0000           | C             | 33.00          | N                |

| DATE     | STAGE OF PRODUCTION | TYPE OF INPUT | INPUT NAME           | NUMBER OF UNITS | CASH NON-CASH | FIXED OR VARI. | LANDLORD SHARE |
|----------|---------------------|---------------|----------------------|-----------------|---------------|----------------|----------------|
| 08/15/86 | PREHARVEST          | M             | DISK                 | 1.0000          | C             | V              | .00            |
| 10/01/86 | PREHARVEST          | M             | CHISEL               | 1.0000          | C             | V              | .00            |
| 11/15/86 | PREHARVEST          | M             | DISK                 | 1.0000          | C             | V              | .00            |
| 12/20/86 | PREHARVEST          | M             | LIST/BED/FERT        | 1.0000          | C             | V              | .00            |
| 12/20/86 | PREHARVEST          | E             | NITROGEN FERT        | 18.0000         | C             | V              | 33.00          |
| 12/20/86 | PREHARVEST          | E             | PHOSPHORUS FERT      | 46.0000         | C             | V              | 33.00          |
| 02/05/87 | PREHARVEST          | E             | NITROGEN FERT        | 32.0000         | C             | V              | 33.00          |
| 02/05/87 | PREHARVEST          | M             | APPLY FERT           | 1.0000          |               |                | .00            |
| 02/15/87 | PREHARVEST          | M             | LISTER/BEDDER        | 1.0000          | C             | V              | .00            |
| 03/01/87 | PREHARVEST          | M             | PLANT AND SPRAY      | 1.0000          |               |                | .00            |
| 03/01/87 | PREHARVEST          | E             | SEED CORN            | 20.0000         | C             | V              | .00            |
| 03/01/87 | PREHARVEST          | E             | HERBICIDE CORN       | 1.5000          | C             | V              | .00            |
| 03/02/87 | PREHARVEST          | M             | ROLLING              | 1.0000          | C             | V              | .00            |
| 03/03/87 | PREHARVEST          | M             | DISK                 | .2500           |               |                | .00            |
| 03/24/87 | PREHARVEST          | M             | DISK                 | .2500           |               |                | .00            |
| 03/25/87 | PREHARVEST          | M             | CULTIVATE            | 1.0000          |               |                | .00            |
| 04/14/87 | PREHARVEST          | M             | DISK                 | .2500           |               |                | .00            |
| 04/21/87 | PREHARVEST          | M             | CULTIVATE            | 1.0000          |               |                | .00            |
| 05/01/87 | PREHARVEST          | M             | PICKUP TRUCK 3/4 TON | 21.0000         |               |                | .00            |
| 05/05/87 | PREHARVEST          | M             | DISK                 | .2500           |               |                | .00            |
| 05/26/87 | PREHARVEST          | M             | DISK                 | .2500           |               |                | .00            |
| 06/16/87 | PREHARVEST          | M             | DISK                 | .2500           |               |                | .00            |
| 07/07/87 | PREHARVEST          | M             | DISK                 | .2500           |               |                | .00            |
| 07/28/87 | PREHARVEST          | M             | DISK                 | .2500           |               |                | .00            |
| 08/01/87 | HARVEST             | G             | CUSTOM HARVEST CORN  | 1.0000          | C             | V              | 33.00          |
| 08/01/87 | HARVEST             | G             | CUSTOM HAUL CORN     | 75.0000         | C             | V              | 33.00          |
| 08/01/87 |                     | K             | SHARE RENT CORN      | 1.0000          | C             | F              | .00            |

Information presented is prepared solely as a general guide and is not intended to recognize or predict the costs and returns from any one particular farm or ranch operation. These projections were collected and developed by staff members of the Texas Agricultural Extension Service and approved for publication.

**COTTON, DRYLAND**  
 South Central Texas District (10)  
 1987 Projected Costs and Returns per Acre

| GROSS INCOME Description                | Quantity | Unit | \$ / Unit | Total         | Your Estimate |
|---|----------|------|-----------|---------------|---------------|
| COTTONSEED                              | 0.324    | ton  | 70.0000   | 22.71         | _____         |
| LOAN COTTON                             | 50.000   | lb.  | 0.4800    | 24.00         | _____         |
| TARGET PRICE COTTON                     | 350.000  | lb.  | 0.7515    | 263.03        | _____         |
| <b>Total GROSS Income</b>               |          |      |           | <b>309.73</b> | _____         |
| VARIABLE COST Description               | Quantity | Unit | \$ / Unit | Total         | Your Estimate |
| <b>PREHARVEST</b>                       |          |      |           |               |               |
| NITROGEN                                | 20.000   | lb.  | .200      | 4.00          | _____         |
| PHOSPHORUS                              | 50.000   | lb.  | .150      | 7.50          | _____         |
| TREFLAN                                 | 1.000    | qt.  | 5.760     | 5.76          | _____         |
| NITROGEN                                | 45.000   | lb.  | .200      | 9.00          | _____         |
| SEED                                    | 20.000   | lb.  | .510      | 10.20         | _____         |
| INSECTICIDE APPL                        | 1.000    | appl | 2.500     | 2.50          | _____         |
| BIDRIN                                  | 0.100    | lb.  | 13.500    | 1.35          | _____         |
| CAPAROL                                 | 1.000    | lb.  | 6.380     | 6.38          | _____         |
| BIDRIN                                  | 0.200    | lb.  | 13.500    | 2.70          | _____         |
| INSECTICIDE APPL                        | 1.000    | appl | 2.500     | 2.50          | _____         |
| GUTHION                                 | 1.000    | pint | 2.250     | 2.25          | _____         |
| INSECTICIDE APPL                        | 1.000    | appl | 2.500     | 2.50          | _____         |
| GUTHION                                 | 1.000    | pint | 2.250     | 2.25          | _____         |
| INSECTICIDE APPL                        | 1.000    | appl | 2.500     | 2.50          | _____         |
| PYDRIN                                  | 0.444    | pint | 12.060    | 5.35          | _____         |
| FUNDAL                                  | 0.125    | lb.  | 9.000     | 1.12          | _____         |
| INSECTICIDE APPL                        | 1.000    | appl | 2.500     | 2.50          | _____         |
| PYDRIN                                  | 0.444    | pint | 12.060    | 5.35          | _____         |
| FUNDAL                                  | 0.125    | lb.  | 9.000     | 1.12          | _____         |
| INSECTICIDE APPL                        | 1.000    | appl | 2.500     | 2.50          | _____         |
| DESICCANT                               | 0.750    | gal. | 9.500     | 7.12          | _____         |
| Fuel & Lube - Machinery                 |          | Acre |           | 16.82         | _____         |
| Repairs - Machinery                     |          | Acre |           | 8.40          | _____         |
| Labor - Machinery                       | 3.169    | Hour | 6.002     | 19.02         | _____         |
| <b>Total PREHARVEST</b>                 |          |      |           | <b>130.72</b> | _____         |
| <b>HARVEST</b>                          |          |      |           |               |               |
| GIN, BAG, TIES                          | 18.000   | cwt. | 2.250     | 40.50         | _____         |
| PICK & HAUL                             | 18.000   | cwt. | 1.550     | 27.90         | _____         |
| <b>Total HARVEST</b>                    |          |      |           | <b>68.40</b>  | _____         |
| Interest - OC Borrowed                  | 55.621   | Dol. | 0.120     | 6.67          | _____         |
| <b>Total VARIABLE COST</b>              |          |      |           | <b>205.79</b> | _____         |
| <b>GROSS INCOME minus VARIABLE COST</b> |          |      |           | <b>103.94</b> | _____         |
| FIXED COST Description                  |          | Unit |           | Total         | Your Estimate |
| Machinery and Equipment                 |          | Acre |           | 34.33         | _____         |
| Land                                    |          | Acre |           | 55.21         | _____         |
| <b>Total FIXED Cost</b>                 |          |      |           | <b>89.54</b>  | _____         |
| <b>Total of ALL Cost</b>                |          |      |           | <b>295.33</b> | _____         |
| <b>NET PROJECTED RETURNS</b>            |          |      |           | <b>14.41</b>  | _____         |

Information presented is prepared solely as a general guide and is not intended to recognize or predict the costs and returns from any one particular farm or ranch operation. These projections were collected and developed by staff members of the Texas Agricultural Extension Service and approved for publication.

Projections for Planning Purposes Only  
 Not to be Used without Updating after April 23, 1987.

B-1241(C10)

| DATE     | STAGE OF PRODUCTION | TYPE OF PROD. | PRODUCT NAME        | NUMBER OF UNITS | WEIGHT PER HEAD | CASH NON-CASH | LANDLORD SHARE | BREAK EVEN PROD. |
|----------|---------------------|---------------|---------------------|-----------------|-----------------|---------------|----------------|------------------|
| 08/25/87 | HARVEST             | A             | LOAN COTTON         | 50.0000         | .0000           | C             | 25.00          | N                |
| 08/25/87 | HARVEST             | A             | COTTONSEED          | .3244           | .0000           | C             | 25.00          | N                |
| 08/25/87 | HARVEST             | A             | TARGET PRICE COTTON | 350.0000        | .0000           | C             | 25.00          | N                |

| DATE     | STAGE OF PRODUCTION | TYPE OF INPUT | INPUT NAME            | NUMBER OF UNITS | CASH NON-CASH | FIXED OR VARI. | LANDLORD SHARE |
|----------|---------------------|---------------|-----------------------|-----------------|---------------|----------------|----------------|
| 09/15/86 | PREHARVEST          | M             | SHRED STALKS          | 1.0000          | C             | V              | .00            |
| 09/20/86 | PREHARVEST          | M             | LISTER/BEDDER         | 1.0000          |               |                | .00            |
| 09/25/86 | PREHARVEST          | M             | DISK                  | 1.0000          |               |                | .00            |
| 10/15/86 | PREHARVEST          | M             | CHISEL AND FERT       | 1.0000          |               |                | .00            |
| 10/15/86 | PREHARVEST          | E             | NITROGEN FERT         | 20.0000         | C             | V              | 25.00          |
| 10/15/86 | PREHARVEST          | E             | PHOSPHORUS FERT       | 50.0000         | C             | V              | 25.00          |
| 12/10/86 | PREHARVEST          | M             | DISK AND SPRAY        | 1.0000          |               |                | .00            |
| 12/10/86 | PREHARVEST          | E             | TREFLAN HERB          | 1.0000          | C             | V              | .00            |
| 12/20/86 | PREHARVEST          | M             | DISK                  | 1.0000          | C             | V              | .00            |
| 01/10/87 | PREHARVEST          | M             | LISTER/BEDDER         | 1.0000          |               |                | .00            |
| 03/10/87 | PREHARVEST          | M             | LIST/BED/FERT         | 1.0000          | C             | V              | .00            |
| 03/10/87 | PREHARVEST          | E             | NITROGEN FERT         | 45.0000         | C             | V              | 25.00          |
| 04/01/87 | PREHARVEST          | M             | PLANTING              | 1.0000          |               |                | .00            |
| 04/01/87 | PREHARVEST          | E             | SEED COTTON           | 20.0000         | C             | V              | .00            |
| 04/02/87 | PREHARVEST          | M             | ROLLING               | 1.0000          |               |                | .00            |
| 04/03/87 | PREHARVEST          | M             | DISK                  | .3300           |               |                | .00            |
| 04/16/87 | PREHARVEST          | G             | INSECTICIDE APPL      | 1.0000          | C             | V              | .00            |
| 04/16/87 | PREHARVEST          | E             | BIDRIN INSECT.        | .1000           | C             | V              | .00            |
| 04/20/87 | PREHARVEST          | M             | APPLY HERBICIDE       | 1.0000          |               |                | .00            |
| 04/20/87 | PREHARVEST          | E             | CAPAROL HERB          | 1.0000          | C             | V              | .00            |
| 04/25/87 | PREHARVEST          | M             | CULTIVATE             | 1.0000          |               |                | .00            |
| 05/01/87 | PREHARVEST          | M             | CULTIVATE             | 1.0000          |               |                | .00            |
| 05/03/87 | PREHARVEST          | M             | DISK                  | .3300           |               |                | .00            |
| 05/07/87 | PREHARVEST          | E             | BIDRIN INSECT.        | .2000           | C             | V              | .00            |
| 05/07/87 | PREHARVEST          | G             | INSECTICIDE APPL      | 1.0000          | C             | V              | .00            |
| 05/10/87 | PREHARVEST          | M             | PICKUP TRUCK 3/4 TON  | 14.0000         |               |                | .00            |
| 05/20/87 | PREHARVEST          | M             | CULTIVATE             | 1.0000          |               |                | .00            |
| 05/24/87 | PREHARVEST          | M             | DISK                  | .3300           |               |                | .00            |
| 05/26/87 | PREHARVEST          | E             | GUTHION INSECT.       | 1.0000          | C             | V              | .00            |
| 05/26/87 | PREHARVEST          | G             | INSECTICIDE APPL      | 1.0000          | C             | V              | .00            |
| 05/31/87 | PREHARVEST          | E             | GUTHION INSECT.       | 1.0000          | C             | V              | .00            |
| 05/31/87 | PREHARVEST          | G             | INSECTICIDE APPL      | 1.0000          | C             | V              | .00            |
| 06/14/87 | PREHARVEST          | M             | DISK                  | .3300           |               |                | .00            |
| 07/05/87 | PREHARVEST          | M             | DISK                  | .3300           |               |                | .00            |
| 07/08/87 | PREHARVEST          | E             | PYDRIN INSECT.        | .4440           | C             | V              | .00            |
| 07/08/87 | PREHARVEST          | E             | FUNDAL INSECT.        | .1250           | C             | V              | .00            |
| 07/08/87 | PREHARVEST          | G             | INSECTICIDE APPL      | 1.0000          | C             | V              | .00            |
| 07/17/87 | PREHARVEST          | E             | PYDRIN INSECT.        | .4440           | C             | V              | .00            |
| 07/17/87 | PREHARVEST          | E             | FUNDAL INSECT.        | .1250           | C             | V              | .00            |
| 07/17/87 | PREHARVEST          | G             | INSECTICIDE APPL      | 1.0000          | C             | V              | .00            |
| 07/26/87 | PREHARVEST          | M             | DISK                  | .3300           |               |                | .00            |
| 08/17/87 | PREHARVEST          | E             | DESICCANT             | .7500           | C             | V              | .00            |
| 08/17/87 | PREHARVEST          | M             | APPLY HERBICIDE       | 1.0000          | C             | V              | .00            |
| 08/25/87 | HARVEST             | E             | GIN, BAG, TIES COTTON | 18.0000         | C             | V              | 25.00          |
| 08/25/87 | HARVEST             | G             | PICK & HAUL COTTON    | 18.0000         | C             | V              | 25.00          |
| 08/25/87 | HARVEST             | K             | SHARE RENT COTTON     | 1.0000          | C             | F              | 100.00         |

Information presented is prepared solely as a general guide and is not intended to recognize or predict the costs and returns from any one particular farm or ranch operation. These projections were collected and developed by staff members of the Texas Agricultural Extension Service and approved for publication.

Projections for Planning Purposes Only  
Not to be Used without Updating after April 23, 1987.

B-1241(C10)

**COTTON, BRAZOS VALLEY**  
South Central Texas District (10)  
1987 Projected Costs and Returns per Acre

| GROSS INCOME Description<br>=====  | Quantity<br>===== | Unit<br>===== | \$ / Unit<br>===== | Total<br>===== | Your<br>Estimate<br>===== |
|------------------------------------|-------------------|---------------|--------------------|----------------|---------------------------|
| COTTONSEED                         | 0.567             | ton           | 70.0000            | 39.69          | _____                     |
| LOAN COTTON                        | 50.000            | lb.           | 0.4800             | 24.00          | _____                     |
| TARGET PRICE COTTON                | 700.000           | lb.           | 0.7515             | 526.05         | _____                     |
| Total GROSS Income                 |                   |               |                    | 589.74         | _____                     |
| <br>                               |                   |               |                    |                |                           |
| VARIABLE COST Description<br>===== | Quantity<br>===== | Unit<br>===== | \$ / Unit<br>===== | Total<br>===== |                           |
| PREHARVEST                         |                   |               |                    |                |                           |
| TREFLAN                            | 0.875             | qt.           | 5.760              | 5.04           | _____                     |
| NITROGEN                           | 40.000            | lb.           | .200               | 8.00           | _____                     |
| PHOSPHORUS                         | 50.000            | lb.           | .150               | 7.50           | _____                     |
| SEED                               | 15.000            | lb.           | .510               | 7.65           | _____                     |
| CAPARDL                            | 0.800             | lb.           | 6.380              | 5.10           | _____                     |
| INSECTICIDE APPL                   | 1.000             | appl          | 2.500              | 2.50           | _____                     |
| BIDRIN                             | 0.400             | lb.           | 13.500             | 5.40           | _____                     |
| GUTHION                            | 1.000             | pint          | 2.250              | 2.25           | _____                     |
| NITROGEN                           | 70.000            | lb.           | .200               | 14.00          | _____                     |
| GUTHION                            | 1.000             | pint          | 2.250              | 2.25           | _____                     |
| INSECTICIDE APPL                   | 1.000             | appl          | 2.500              | 2.50           | _____                     |
| MSMA                               | 0.500             | pint          | 1.120              | 0.56           | _____                     |
| BLADEX                             | 1.000             | pint          | 2.250              | 2.25           | _____                     |
| PYDRIN                             | 0.500             | pint          | 12.060             | 6.03           | _____                     |
| METHYL PARATHION                   | 0.500             | lb.           | 2.900              | 1.45           | _____                     |
| INSECTICIDE APPL                   | 1.000             | appl          | 2.500              | 2.50           | _____                     |
| MSMA                               | 0.500             | pint          | 1.120              | 0.56           | _____                     |
| BLADEX                             | 1.000             | pint          | 2.250              | 2.25           | _____                     |
| INSECTICIDE APPL                   | 1.000             | appl          | 2.500              | 2.50           | _____                     |
| PYDRIN                             | 0.500             | pint          | 12.060             | 6.03           | _____                     |
| METHYL PARATHION                   | 0.500             | lb.           | 2.900              | 1.45           | _____                     |
| INSECTICIDE APPL                   | 1.000             | appl          | 2.500              | 2.50           | _____                     |
| PYDRIN                             | 0.500             | pint          | 12.060             | 6.03           | _____                     |
| INSECTICIDE APPL                   | 1.000             | appl          | 2.500              | 2.50           | _____                     |
| PYDRIN                             | 0.500             | pint          | 12.060             | 6.03           | _____                     |
| INSECTICIDE APPL                   | 1.000             | appl          | 2.500              | 2.50           | _____                     |
| PYDRIN                             | 0.500             | pint          | 12.060             | 6.03           | _____                     |
| INSECTICIDE APPL                   | 1.000             | appl          | 2.500              | 2.50           | _____                     |
| PYDRIN                             | 0.500             | pint          | 12.060             | 6.03           | _____                     |
| INSECTICIDE APPL                   | 1.000             | appl          | 2.500              | 2.50           | _____                     |
| PYDRIN                             | 0.500             | pint          | 12.060             | 6.03           | _____                     |
| INSECTICIDE APPL                   | 1.000             | appl          | 2.500              | 2.50           | _____                     |
| PYDRIN                             | 0.500             | pint          | 12.060             | 6.03           | _____                     |
| INSECTICIDE APPL                   | 1.000             | appl          | 2.500              | 2.50           | _____                     |
| PYDRIN                             | 0.500             | pint          | 12.060             | 6.03           | _____                     |
| INSECTICIDE APPL                   | 1.000             | appl          | 2.500              | 2.50           | _____                     |
| PYDRIN                             | 0.500             | pint          | 12.060             | 6.03           | _____                     |
| INSECTICIDE APPL                   | 1.000             | appl          | 2.500              | 2.50           | _____                     |
| PYDRIN                             | 0.500             | pint          | 12.060             | 6.03           | _____                     |
| INSECTICIDE APPL                   | 1.000             | appl          | 2.500              | 2.50           | _____                     |
| PYDRIN                             | 0.500             | pint          | 12.060             | 6.03           | _____                     |
| DESICCANT                          | 0.062             | gal.          | 9.500              | 0.59           | _____                     |
| DESICC. CUS.APPL                   | 1.000             | acre          | 2.750              | 2.75           | _____                     |
| Fuel & Lube - Machinery            |                   | Acre          |                    | 16.83          | _____                     |
| - Irrigation                       |                   | Acre          |                    | 8.62           | _____                     |
| Repairs - Machinery                |                   | Acre          |                    | 8.68           | _____                     |
| - Irrigation                       |                   | Acre          |                    | 2.33           | _____                     |
| Labor - Machinery                  | 3.167             | Hour          | 6.002              | 19.01          | _____                     |
| - Other                            | 3.300             | Hour          | 3.350              | 11.06          | _____                     |
| - Irrigation                       | 2.011             | Hour          | 6.000              | 12.07          | _____                     |
| Total PREHARVEST                   |                   |               |                    | 246.48         | _____                     |
| HARVEST                            |                   |               |                    |                |                           |
| GIN, BAG, TIES                     | 750.000           | lb.           | .080               | 60.00          | _____                     |
| PICK & HAUL                        | 750.000           | cwt.          | .100               | 75.00          | _____                     |
| Total HARVEST                      |                   |               |                    | 135.00         | _____                     |
| Interest - OC Borrowed             | 69.195            | Dol.          | 0.120              | 8.30           | _____                     |
| Total VARIABLE COST                |                   |               |                    | 389.79         | _____                     |
| <br>                               |                   |               |                    |                |                           |
| GROSS INCOME minus VARIABLE COST   |                   |               |                    | 199.95         | _____                     |
| <br>                               |                   |               |                    |                |                           |
| FIXED COST Description<br>=====    |                   | Unit<br>===== |                    | Total<br>===== |                           |
| Machinery and Equipment            |                   | Acre          |                    | 34.64          | _____                     |
| Irrigation                         |                   | Acre          |                    | 15.21          | _____                     |
| Land                               |                   | Acre          |                    | 79.80          | _____                     |
| Total FIXED Cost                   |                   |               |                    | 129.65         | _____                     |
| <br>                               |                   |               |                    |                |                           |
| Total of ALL Cost                  |                   |               |                    | 519.43         | _____                     |
| <br>                               |                   |               |                    |                |                           |
| NET PROJECTED RETURNS              |                   |               |                    | 70.31          | _____                     |

Information presented is prepared solely as a general guide and is not intended to recognize or predict the costs and returns from any one particular farm or ranch operation. These projections were collected and developed by staff members of the Texas Agricultural Extension Service and approved for publication.

Projections for Planning Purposes Only  
 Not to be Used without Updating after April 23, 1987.

B-1241(C10)

| DATE     | STAGE OF PRODUCTION | TYPE OF PROD. | PRODUCT NAME        | NUMBER OF UNITS | WEIGHT PER HEAD | CASH NON-CASH | LANDLORD SHARE | BREAK EVEN PROD. |
|----------|---------------------|---------------|---------------------|-----------------|-----------------|---------------|----------------|------------------|
| 08/25/87 | HARVEST             | A             | LOAN COTTON         | 50.0000         | .0000           | C             | 25.00          | N                |
| 08/25/87 | HARVEST             | A             | COTTONSEED          | .5670           | .0000           | C             | 25.00          | N                |
| 08/25/87 | HARVEST             | A             | TARGET PRICE COTTON | 700.0000        | .0000           | C             | 25.00          | N                |

| DATE     | STAGE OF PRODUCTION | TYPE OF INPUT | INPUT NAME               | NUMBER OF UNITS | CASH NON-CASH | FIXED OR VARI. | LANDLORD SHARE |
|----------|---------------------|---------------|--------------------------|-----------------|---------------|----------------|----------------|
| 10/15/86 | PREHARVEST          | M             | SHRED STALKS             | 1.0000          | C             | V              | .00            |
| 10/20/86 | PREHARVEST          | M             | DISK                     | 1.0000          |               |                | .00            |
| 10/25/86 | PREHARVEST          | M             | CHISEL                   | 1.0000          |               |                | .00            |
| 12/10/86 | PREHARVEST          | M             | DISK AND SPRAY           | 1.0000          |               |                | .00            |
| 12/10/86 | PREHARVEST          | E             | TREFLAN HERB             | .8750           | C             | V              | .00            |
| 01/03/87 | PREHARVEST          | M             | LISTER/BEDDER            | 1.0000          |               |                | .00            |
| 01/10/87 | PREHARVEST          | E             | NITROGEN FERT            | 40.0000         | C             | V              | 25.00          |
| 01/10/87 | PREHARVEST          | E             | PHOSPHORUS FERT          | 50.0000         | C             | V              | 25.00          |
| 01/10/87 | PREHARVEST          | M             | APPLY FERT               | 1.0000          | C             | V              | .00            |
| 03/10/87 | PREHARVEST          | M             | DISK                     | 1.0000          |               |                | .00            |
| 03/20/87 | PREHARVEST          | M             | LISTER/BEDDER            | 1.0000          |               |                | .00            |
| 04/05/87 | PREHARVEST          | M             | PLANT AND SPRAY          | 1.0000          |               |                | .00            |
| 04/05/87 | PREHARVEST          | E             | SEED COTTON              | 15.0000         | C             | V              | .00            |
| 04/05/87 | PREHARVEST          | E             | CAPAROL HERB             | .8000           | C             | V              | .00            |
| 04/22/87 | PREHARVEST          | G             | INSECTICIDE APPL         | 1.0000          | C             | V              | .00            |
| 04/22/87 | PREHARVEST          | E             | BIDRIN INSECT.           | .4000           | C             | V              | .00            |
| 04/22/87 | PREHARVEST          | E             | GUTHION INSECT.          | 1.0000          | C             | V              | .00            |
| 04/25/87 | PREHARVEST          | M             | CULTIVATE                | 1.0000          |               |                | .00            |
| 04/26/87 | PREHARVEST          | M             | DISK                     | .3300           |               |                | .00            |
| 05/10/87 | PREHARVEST          | M             | PICKUP TRUCK 3/4 TON     | 14.0000         |               |                | .00            |
| 05/10/87 | PREHARVEST          | E             | NITROGEN FERT            | 70.0000         | C             | V              | 25.00          |
| 05/10/87 | PREHARVEST          | M             | APPLY FERT               | 2.0000          |               |                | .00            |
| 05/10/87 | PREHARVEST          | E             | GUTHION INSECT.          | 1.0000          | C             | V              | .00            |
| 05/10/87 | PREHARVEST          | G             | INSECTICIDE APPL         | 1.0000          | C             | V              | .00            |
| 05/15/87 | PREHARVEST          | M             | CULT. AND SPRAY          | 1.0000          |               |                | .00            |
| 05/15/87 | PREHARVEST          | E             | MSMA HERB.               | .5000           | C             | V              | .00            |
| 05/15/87 | PREHARVEST          | E             | BLADEX HERB.             | 1.0000          | C             | V              | .00            |
| 05/17/87 | PREHARVEST          | M             | DISK                     | .3300           |               |                | .00            |
| 05/23/87 | PREHARVEST          | E             | PYDRIN INSECT.           | .5000           | C             | V              | .00            |
| 05/23/87 | PREHARVEST          | E             | METHYL PARATHION INSECT. | .5000           | C             | V              | .00            |
| 05/23/87 | PREHARVEST          | G             | INSECTICIDE APPL         | 1.0000          | C             | V              | .00            |
| 06/01/87 | PREHARVEST          | M             | CULT. AND SPRAY          | 1.0000          |               |                | .00            |
| 06/01/87 | PREHARVEST          | E             | MSMA HERB.               | .5000           | C             | V              | .00            |
| 06/01/87 | PREHARVEST          | E             | BLADEX HERB.             | 1.0000          | C             | V              | .00            |
| 06/05/87 | PREHARVEST          | G             | INSECTICIDE APPL         | 1.0000          | C             | V              | .00            |
| 06/05/87 | PREHARVEST          | E             | PYDRIN INSECT.           | .5000           | C             | V              | .00            |
| 06/05/87 | PREHARVEST          | E             | METHYL PARATHION INSECT. | .5000           | C             | V              | .00            |
| 06/07/87 | PREHARVEST          | M             | DISK                     | .3300           |               |                | .00            |
| 06/15/87 | PREHARVEST          | M             | CULTIVATE                | 1.0000          |               |                | .00            |
| 06/16/87 | PREHARVEST          | G             | INSECTICIDE APPL         | 1.0000          | C             | V              | .00            |
| 06/16/87 | PREHARVEST          | E             | PYDRIN INSECT.           | .5000           | C             | V              | .00            |
| 06/23/87 | PREHARVEST          | G             | INSECTICIDE APPL         | 1.0000          | C             | V              | .00            |
| 06/23/87 | PREHARVEST          | E             | PYDRIN INSECT.           | .5000           | C             | V              | .00            |
| 06/25/87 | PREHARVEST          | H             | HAND HOEING              | 3.3000          | C             | V              | .00            |
| 06/28/87 | PREHARVEST          | M             | DISK                     | .3300           |               |                | .00            |
| 06/30/87 | PREHARVEST          | G             | INSECTICIDE APPL         | 1.0000          | C             | V              | .00            |
| 06/30/87 | PREHARVEST          | E             | PYDRIN INSECT.           | .5000           | C             | V              | .00            |
| 07/01/87 | PREHARVEST          | O             | IRRIGATION               | 4.0000          |               |                | .00            |
| 07/07/87 | PREHARVEST          | G             | INSECTICIDE APPL         | 1.0000          | C             | V              | .00            |
| 07/07/87 | PREHARVEST          | E             | PYDRIN INSECT.           | .5000           | C             | V              | .00            |
| 07/12/87 | PREHARVEST          | O             | IRRIGATION               | 4.0000          |               |                | .00            |
| 07/14/87 | PREHARVEST          | G             | INSECTICIDE APPL         | 1.0000          | C             | V              | .00            |
| 07/14/87 | PREHARVEST          | E             | PYDRIN INSECT.           | .5000           | C             | V              | .00            |
| 07/19/87 | PREHARVEST          | M             | DISK                     | .3300           |               |                | .00            |
| 07/21/87 | PREHARVEST          | G             | INSECTICIDE APPL         | 1.0000          | C             | V              | .00            |
| 07/21/87 | PREHARVEST          | E             | PYDRIN INSECT.           | .5000           | C             | V              | .00            |
| 07/28/87 | PREHARVEST          | G             | INSECTICIDE APPL         | 1.0000          | C             | V              | .00            |
| 07/28/87 | PREHARVEST          | E             | PYDRIN INSECT.           | .5000           | C             | V              | .00            |
| 08/04/87 | PREHARVEST          | G             | INSECTICIDE APPL         | 1.0000          | C             | V              | .00            |
| 08/04/87 | PREHARVEST          | E             | PYDRIN INSECT.           | .5000           | C             | V              | .00            |
| 08/10/87 | PREHARVEST          | M             | DISK                     | .3300           |               |                | .00            |
| 08/11/87 | PREHARVEST          | G             | INSECTICIDE APPL         | 1.0000          | C             | V              | .00            |
| 08/11/87 | PREHARVEST          | E             | PYDRIN INSECT.           | .5000           | C             | V              | .00            |
| 08/18/87 | PREHARVEST          | E             | DESICCANT                | .0625           | C             | V              | .00            |
| 08/18/87 | PREHARVEST          | G             | DESICC. CUS.APPL         | 1.0000          | C             | V              | .00            |
| 08/25/87 | HARVEST             | E             | GIN, BAG, TIES COTTONBY  | 750.0000        | C             | V              | 25.00          |
| 08/25/87 | HARVEST             | G             | PICK & HAUL COTTONBY     | 750.0000        | C             | V              | 25.00          |
| 08/25/87 |                     | K             | LAND - CASH RENT COTTON  | 1.3300          | C             | F              | .00            |

Information presented is prepared solely as a general guide and is not intended to recognize or predict the costs and returns from any one particular farm or ranch operation. These projections were collected and developed by staff members of the Texas Agricultural Extension Service and approved for publication.



**SORGHUM, DRYLAND**  
 South Central Texas District (10)  
 1987 Projected Costs and Returns per Acre

| GROSS INCOME Description                | Quantity | Unit | \$ / Unit | Total         | Your Estimate |
|---|----------|------|-----------|---------------|---------------|
| DEFICIENCY PMT. SORGHUM                 | 30.000   | CWT. | 2.0300    | 60.90         | _____         |
| SORGHUM                                 | 35.000   | CWT. | 2.8900    | 101.15        | _____         |
| <b>Total GROSS Income</b>               |          |      |           | <b>162.05</b> | _____         |
| VARIABLE COST Description               | Quantity | Unit | \$ / Unit | Total         |               |
| PREHARVEST                              |          |      |           |               |               |
| NITROGEN                                | 100.000  | lb.  | .200      | 20.00         | _____         |
| PHOSPHORUS                              | 30.000   | lb.  | .150      | 4.50          | _____         |
| SEED                                    | 7.000    | lb.  | .750      | 5.25          | _____         |
| MILOGUARD                               | 1.500    | qt.  | 1.750     | 2.62          | _____         |
| FURADAN                                 | 3.000    | lb.  | 1.470     | 4.41          | _____         |
| PYDRIN                                  | 0.100    | pint | 12.060    | 1.20          | _____         |
| INSECTICIDE APPL                        | 0.600    | appl | 2.750     | 1.65          | _____         |
| Fuel & Lube - Machinery                 |          | Acre |           | 12.77         | _____         |
| Repairs - Machinery                     |          | Acre |           | 5.77          | _____         |
| Labor - Machinery                       | 2.344    | Hour | 6.003     | 14.07         | _____         |
| <b>Total PREHARVEST</b>                 |          |      |           | <b>72.25</b>  | _____         |
| HARVEST                                 |          |      |           |               |               |
| HARVEST AND HAUL                        | 35.000   | cwt. | .600      | 21.00         | _____         |
| <b>Total HARVEST</b>                    |          |      |           | <b>21.00</b>  | _____         |
| Interest - OC Borrowed                  | 41.697   | Dol. | 0.120     | 5.00          | _____         |
| <b>Total VARIABLE COST</b>              |          |      |           | <b>98.25</b>  | _____         |
| <b>GROSS INCOME minus VARIABLE COST</b> |          |      |           | <b>63.80</b>  | _____         |
| FIXED COST Description                  |          | Unit |           | Total         |               |
| Machinery and Equipment                 |          | Acre |           | 25.41         | _____         |
| Land                                    |          | Acre |           | 38.85         | _____         |
| <b>Total FIXED Cost</b>                 |          |      |           | <b>64.25</b>  | _____         |
| <b>Total of ALL Cost</b>                |          |      |           | <b>162.51</b> | _____         |
| <b>NET PROJECTED RETURNS</b>            |          |      |           | <b>-0.46</b>  | _____         |

Information presented is prepared solely as a general guide and is not intended to recognize or predict the costs and returns from any one particular farm or ranch operation. These projections were collected and developed by staff members of the Texas Agricultural Extension Service and approved for publication.

Projections for Planning Purposes Only  
 Not to be Used without Updating after April 23, 1987.

B-1241(C10)

| DATE     | STAGE OF PRODUCTION | TYPE OF PROD. | PRODUCT NAME            | NUMBER OF UNITS | WEIGHT PER HEAD | CASH NON-CASH | LANDLORD SHARE | BREAK EVEN PROD. |
|----------|---------------------|---------------|-------------------------|-----------------|-----------------|---------------|----------------|------------------|
| 07/30/87 | HARVEST             | A             | SORGHUM                 | 35.0000         | .0000           | C             | 33.00          | N                |
| 07/30/87 | HARVEST             | A             | DEFICIENCY PMT. SORGHUM | 30.0000         | .0000           | C             | 33.00          | N                |

| DATE     | STAGE OF PRODUCTION | TYPE OF INPUT | INPUT NAME               | NUMBER OF UNITS | CASH NON-CASH | FIXED OR VARI. | LANDLORD SHARE |
|----------|---------------------|---------------|--------------------------|-----------------|---------------|----------------|----------------|
| 08/01/86 | PREHARVEST          | M             | SHRED STALKS             | 1.0000          | C             | V              | .00            |
| 08/08/86 | PREHARVEST          | M             | DISK                     | 1.0000          |               |                | .00            |
| 08/15/86 | PREHARVEST          | M             | CHISEL                   | 1.0000          |               |                | .00            |
| 10/01/86 | PREHARVEST          | M             | DISK                     | 1.0000          |               |                | .00            |
| 10/15/86 | PREHARVEST          | M             | LISTER/BEDDER            | 1.0000          |               |                | .00            |
| 12/20/86 | PREHARVEST          | M             | LIST/BED/FERT            | 1.0000          |               |                | .00            |
| 12/20/86 | PREHARVEST          | E             | NITROGEN FERT            | 100.0000        | C             | V              | 33.00          |
| 12/20/86 | PREHARVEST          | E             | PHOSPHORUS FERT          | 30.0000         | C             | V              | 33.00          |
| 02/15/87 | PREHARVEST          | M             | LISTER/BEDDER            | 1.0000          |               |                | .00            |
| 03/01/87 | PREHARVEST          | E             | SEED SORGHUM             | 7.0000          | C             | V              | .00            |
| 03/01/87 | PREHARVEST          | E             | MILOGUARD HERB.          | 1.5000          | C             | V              | .00            |
| 03/01/87 | PREHARVEST          | E             | FURADAN INSC             | 3.0000          | C             | V              | .00            |
| 03/05/87 | PREHARVEST          | M             | PLANT AND SPRAY          | 1.0000          |               |                | .00            |
| 03/06/87 | PREHARVEST          | M             | ROLLING                  | 1.0000          |               |                | .00            |
| 03/07/87 | PREHARVEST          | M             | DISK                     | .2500           |               |                | .00            |
| 04/01/87 | PREHARVEST          | M             | CULTIVATE                | 1.0000          |               |                | .00            |
| 04/07/87 | PREHARVEST          | M             | DISK                     | .2500           |               |                | .00            |
| 05/01/87 | PREHARVEST          | M             | PICKUP TRUCK 3/4 TON     | 14.0000         |               |                | .00            |
| 05/07/87 | PREHARVEST          | M             | DISK                     | .2500           |               |                | .00            |
| 06/01/87 | PREHARVEST          | M             | CULTIVATE                | 1.0000          |               |                | .00            |
| 06/07/87 | PREHARVEST          | M             | DISK                     | .2500           |               |                | .00            |
| 06/20/87 | PREHARVEST          | E             | PYDRIN INSECT.           | .1000           | C             | V              | .00            |
| 06/20/87 | PREHARVEST          | G             | INSECTICIDE APPL SORGHUM | .6000           | C             | V              | .00            |
| 07/15/87 | HARVEST             | G             | HARVEST AND HAUL SORGHUM | 35.0000         | C             | V              | 33.00          |
| 07/15/87 |                     | K             | SHARE RENT SORGHUM       | 1.0000          | C             | F              | .00            |

Information presented is prepared solely as a general guide and is not intended to recognize or predict the costs and returns from any one particular farm or ranch operation. These projections were collected and developed by staff members of the Texas Agricultural Extension Service and approved for publication.

**SORGHUM HAY, DRYLAND**  
 South Central Texas District (10)  
 1987 Projected Costs and Returns per Acre

| GROSS INCOME Description  | Quantity | Unit | \$ / Unit | Total         | Your Estimate |
|---|----------|------|-----------|---------------|---------------|
| HAY SORGHUM   | 6.670    | role | 25.0000   | 166.75        |               |
| <b>Total GROSS Income</b>   |          |      |           | <b>166.75</b> |               |
| VARIABLE COST Description   | Quantity | Unit | \$ / Unit | Total         |               |
| <b>PREHARVEST</b>   |          |      |           |               |               |
| FERTILIZER APPL.  | 1.000    | acre | 2.750     | 2.75          |               |
| NITROGEN  | 60.000   | lb.  | .200      | 12.00         |               |
| PHOSPHORUS  | 40.000   | lb.  | .150      | 6.00          |               |
| POTASSIUM   | 20.000   | lb.  | .110      | 2.20          |               |
| SEED-FORAGE SORG  | 60.000   | lb.  | .280      | 16.80         |               |
| Fuel & Lube - Machinery   |          | Acre |           | 5.02          |               |
| Repairs - Machinery   |          | Acre |           | 1.42          |               |
| Labor - Machinery   | 1.056    | Hour | 6.002     | 6.34          |               |
| <b>Total PREHARVEST</b>   |          |      |           | <b>52.52</b>  |               |
| <b>FIRST CUTTING</b>  |          |      |           |               |               |
| CUSTOM BALING   | 2.670    | role | 15.000    | 40.05         |               |
| CUSTOM HAUL   | 2.670    | role | 2.000     | 5.34          |               |
| <b>Total FIRST CUTTING</b>  |          |      |           | <b>45.39</b>  |               |
| <b>FERTILIZE</b>  |          |      |           |               |               |
| NITROGEN  | 40.000   | lb.  | .200      | 8.00          |               |
| FERTILIZER APPL.  | 1.000    | acre | 2.750     | 2.75          |               |
| <b>Total FERTILIZE</b>  |          |      |           | <b>10.75</b>  |               |
| <b>SECOND CUTTING</b>   |          |      |           |               |               |
| CUSTOM BALING   | 2.000    | role | 15.000    | 30.00         |               |
| CUSTOM HAUL   | 2.000    | role | 2.000     | 4.00          |               |
| <b>Total SECOND CUTTING</b>   |          |      |           | <b>34.00</b>  |               |
| <b>THIRD CUTTING</b>  |          |      |           |               |               |
| CUSTOM BALING   | 2.000    | role | 15.000    | 30.00         |               |
| CUSTOM HAUL   | 2.000    | role | 2.000     | 4.00          |               |
| <b>Total THIRD CUTTING</b>  |          |      |           | <b>34.00</b>  |               |
| Interest - DC Borrowed  | 23.386   | Dol. | 0.120     | 2.81          |               |
| <b>Total VARIABLE COST</b>  |          |      |           | <b>179.47</b> |               |
| <i>Break-Even Price, Total Variable Cost \$ 26.90 per role of HAY</i> |          |      |           |               |               |
| <b>GROSS INCOME minus VARIABLE COST</b>                               |          |      |           | <b>-12.72</b> |               |
| FIXED COST Description  |          | Unit |           | Total         |               |
| Machinery and Equipment   |          | Acre |           | 17.11         |               |
| Land  |          | Acre |           | 15.00         |               |
| <b>Total FIXED Cost</b>   |          |      |           | <b>32.11</b>  |               |
| <i>Break-Even Price, Total Cost \$ 31.71 per role of HAY</i>          |          |      |           |               |               |
| <b>Total of ALL Cost</b>  |          |      |           | <b>211.58</b> |               |
| <b>NET PROJECTED RETURNS</b>  |          |      |           | <b>-44.83</b> |               |

Information presented is prepared solely as a general guide and is not intended to recognize or predict the costs and returns from any one particular farm or ranch operation. These projections were collected and developed by staff members of the Texas Agricultural Extension Service and approved for publication.

Projections for Planning Purposes Only  
 Not to be Used without Updating after April 23, 1987.

B-1241(C10)

| DATE     | STAGE OF PRODUCTION | TYPE OF PROD. | PRODUCT NAME | NUMBER OF UNITS | WEIGHT PER HEAD | CASH NON-CASH | LANDLORD SHARE | BREAK EVEN PROD. |
|----------|---------------------|---------------|--------------|-----------------|-----------------|---------------|----------------|------------------|
| 05/10/87 | HARVEST             | A             | HAY SORGHUM  | 2.6700          | .0000           | C             | .00            | Y                |
| 06/25/87 | HARVEST             | A             | HAY SORGHUM  | 2.0000          | .0000           | C             | .00            | Y                |
| 09/15/87 | HARVEST             | A             | HAY SORGHUM  | 2.0000          | .0000           | C             | .00            | Y                |

| DATE     | STAGE OF PRODUCTION | TYPE OF INPUT | INPUT NAME        | NUMBER OF UNITS | CASH NON-CASH | FIXED OR VARI. | LANDLORD SHARE |
|----------|---------------------|---------------|-------------------|-----------------|---------------|----------------|----------------|
| 09/20/86 | PREHARVEST          | M             | DISK 12 FT        | 1.0000          |               |                | .00            |
| 11/15/86 | PREHARVEST          | M             | DISK 12 FT        | 1.0000          |               |                | .00            |
| 02/15/87 | PREHARVEST          | M             | DISK 12 FT        | 1.0000          |               |                | .00            |
| 03/10/87 | PREHARVEST          | G             | FERTILIZER APPL.  | 1.0000          | C             | Y              | .00            |
| 03/10/87 | PREHARVEST          | E             | NITROGEN FERT     | 60.0000         | C             | Y              | .00            |
| 03/10/87 | PREHARVEST          | E             | PHOSPHORUS FERT   | 40.0000         | C             | Y              | .00            |
| 03/10/87 | PREHARVEST          | E             | POTASSIUM FERT    | 20.0000         | C             | Y              | .00            |
| 03/15/87 | PREHARVEST          | M             | DRILL             | 1.0000          | C             | Y              | .00            |
| 03/15/87 | PREHARVEST          | E             | SEED-FORAGE SORG  | 60.0000         | C             | Y              | .00            |
| 05/10/87 | FIRST CUTTING       | G             | CUSTOM BALING HAY | 2.6700          | C             | Y              | .00            |
| 05/10/87 | FIRST CUTTING       | G             | CUSTOM HAUL HAY   | 2.6700          | C             | Y              | .00            |
| 05/13/87 | FERTILIZE           | E             | NITROGEN FERT     | 40.0000         | C             | Y              | .00            |
| 05/13/87 | FERTILIZE           | G             | FERTILIZER APPL.  | 1.0000          | C             | Y              | .00            |
| 06/25/87 | SECOND CUTTING      | G             | CUSTOM BALING HAY | 2.0000          | C             | Y              | .00            |
| 06/25/87 | SECOND CUTTING      | G             | CUSTOM HAUL HAY   | 2.0000          | C             | Y              | .00            |
| 09/15/87 | THIRD CUTTING       | G             | CUSTOM BALING HAY | 2.0000          | C             | Y              | .00            |
| 09/15/87 | THIRD CUTTING       | G             | CUSTOM HAUL HAY   | 2.0000          | C             | Y              | .00            |
| 09/15/87 |                     | K             | LAND - CASH RENT  | 1.0000          | C             | F              | .00            |

Information presented is prepared solely as a general guide and is not intended to recognize or predict the costs and returns from any one particular farm or ranch operation. These projections were collected and developed by staff members of the Texas Agricultural Extension Service and approved for publication.

**SORGHUM PASTURE, DRYLAND**  
 South Central Texas District (10)  
 1987 Projected Costs and Returns per Acre

| GROSS INCOME Description                | Quantity | Unit | \$ / Unit | Total  | Your Estimate |
|---|----------|------|-----------|--------|---------------|
| =====                                   | =====    | ==== | =====     | =====  | =====         |
| <b>-WARNING- No gross receipts</b>      |          |      |           |        |               |
| VARIABLE COST Description               | Quantity | Unit | \$ / Unit | Total  |               |
| =====                                   | =====    | ==== | =====     | =====  |               |
| <b>PREHARVEST</b>                       |          |      |           |        |               |
| FERTILIZER APPL.                        | 1.000    | acre | 2.750     | 2.75   | _____         |
| NITROGEN                                | 45.000   | lb.  | .200      | 9.00   | _____         |
| PHOSPHORUS                              | 40.000   | lb.  | .150      | 6.00   | _____         |
| POTASSIUM                               | 20.000   | lb.  | .110      | 2.20   | _____         |
| SEED-FORAGE SORG                        | 60.000   | lb.  | .280      | 16.80  | _____         |
| FERTILIZER APPL.                        | 1.000    | acre | 2.750     | 2.75   | _____         |
| NITROGEN                                | 45.000   | lb.  | .200      | 9.00   | _____         |
| Fuel & Lube - Machinery                 |          | Acre |           | 5.02   | _____         |
| Repairs - Machinery                     |          | Acre |           | 1.42   | _____         |
| Labor - Machinery                       | 1.056    | Hour | 6.002     | 6.34   | _____         |
|   |          |      |           | -----  |               |
| Total PREHARVEST                        |          |      |           | 61.27  | _____         |
| Interest - OC Borrowed                  | 31.268   | Dol. | 0.120     | 3.75   | _____         |
|   |          |      |           | =====  |               |
| Total VARIABLE COST                     |          |      |           | 65.02  | _____         |
| <b>GROSS INCOME minus VARIABLE COST</b> |          |      |           | -65.02 | _____         |
| FIXED COST Description                  |          | Unit |           | Total  |               |
| =====                                   |          | ==== |           | =====  |               |
| Machinery and Equipment                 |          | Acre |           | 17.11  | _____         |
| Land                                    |          | Acre |           | 15.00  | _____         |
|   |          |      |           | =====  |               |
| Total FIXED Cost                        |          |      |           | 32.11  | _____         |
| Total of ALL Cost                       |          |      |           | 97.14  | _____         |
| <b>NET PROJECTED RETURNS</b>            |          |      |           | -97.14 | _____         |

Information presented is prepared solely as a general guide and is not intended to recognize or predict the costs and returns from any one particular farm or ranch operation. These projections were collected and developed by staff members of the Texas Agricultural Extension Service and approved for publication.

Projections for Planning Purposes Only  
 Not to be Used without Updating after April 23, 1987.

B-1241(C10)

| DATE | STAGE<br>OF<br>PRODUCTION | TYPE<br>OF<br>PROD. | PRODUCT NAME | NUMBER<br>OF<br>UNITS | WEIGHT<br>PER<br>HEAD | CASH<br>NON-<br>CASH | LANDLORD<br>SHARE | BREAK<br>EVEN<br>PROD. |
|------|---------------------------|---------------------|--------------|-----------------------|-----------------------|----------------------|-------------------|------------------------|
|------|---------------------------|---------------------|--------------|-----------------------|-----------------------|----------------------|-------------------|------------------------|

-WARNING- NO VALID RECEIPTS RECORDS

| DATE     | STAGE<br>OF<br>PRODUCTION | TYPE<br>OF<br>INPUT | INPUT NAME       | NUMBER<br>OF<br>UNITS | CASH<br>NON-<br>CASH | FIXED<br>OR<br>VARI. | LANDLORD<br>SHARE |
|----------|---------------------------|---------------------|------------------|-----------------------|----------------------|----------------------|-------------------|
| 09/20/86 | PREHARVEST                | M                   | DISK 12 FT       | 1.0000                |                      |                      | .00               |
| 11/15/86 | PREHARVEST                | M                   | DISK 12 FT       | 1.0000                |                      |                      | .00               |
| 02/15/87 | PREHARVEST                | M                   | DISK 12 FT       | 1.0000                |                      |                      | .00               |
| 03/10/87 | PREHARVEST                | G                   | FERTILIZER APPL. | 1.0000                | C                    | V                    | .00               |
| 03/10/87 | PREHARVEST                | E                   | NITROGEN FERT    | 45.0000               | C                    | V                    | .00               |
| 03/10/87 | PREHARVEST                | E                   | PHOSPHORUS FERT  | 40.0000               | C                    | V                    | .00               |
| 03/10/87 | PREHARVEST                | E                   | POTASSIUM FERT   | 20.0000               | C                    | V                    | .00               |
| 03/15/87 | PREHARVEST                | M                   | DRILL            | 1.0000                |                      |                      | .00               |
| 03/15/87 | PREHARVEST                | E                   | SEED-FORAGE SORG | 60.0000               | C                    | V                    | .00               |
| 05/13/87 | PREHARVEST                | G                   | FERTILIZER APPL. | 1.0000                | C                    | V                    | .00               |
| 05/13/87 | PREHARVEST                | E                   | NITROGEN FERT    | 45.0000               | C                    | V                    | .00               |
| 08/15/87 |                           | K                   | LAND - CASH RENT | 1.0000                | C                    | F                    | .00               |

Information presented is prepared solely as a general guide and is not intended to recognize or predict the costs and returns from any one particular farm or ranch operation. These projections were collected and developed by staff members of the Texas Agricultural Extension Service and approved for publication.

**WHEAT, DRYLAND**  
 South Central Texas District (10)  
 1987 Projected Costs and Returns per Acre

| GROSS INCOME Description                | Quantity | Unit | \$ / Unit | Total         | Your Estimate |
|---|----------|------|-----------|---------------|---------------|
| DEFICIENCY PMT. WHEAT                   | 30.000   | BU.  | 2.1000    | 63.00         | _____         |
| GRAZING SETASIDE                        | 0.379    | acre | 133.3000  | 50.52         | _____         |
| WHEAT                                   | 35.000   | BU.  | 2.1600    | 75.60         | _____         |
| <b>Total GROSS Income</b>               |          |      |           | <b>189.12</b> | _____         |
| VARIABLE COST Description               | Quantity | Unit | \$ / Unit | Total         | Your Estimate |
| <b>PREHARVEST</b>                       |          |      |           |               |               |
| NITROGEN                                | 70.000   | lb.  | .200      | 14.00         | _____         |
| PHOSPHORUS                              | 40.000   | lb.  | .150      | 6.00          | _____         |
| FERTILIZER APPL.                        | 1.000    | acre | 2.750     | 2.75          | _____         |
| SEED                                    | 100.000  | lb.  | .150      | 15.00         | _____         |
| INSECTICIDE                             | 0.500    | acre | 5.000     | 2.50          | _____         |
| NITROGEN                                | 50.000   | lb.  | .250      | 12.50         | _____         |
| HERBICIDE                               | 1.000    | acre | 5.000     | 5.00          | _____         |
| FERT/HERB APPL.                         | 1.000    | acre | 2.500     | 2.50          | _____         |
| INSECTICIDE                             | 0.500    | acre | 5.000     | 2.50          | _____         |
| FUNGICIDE                               | 0.330    | acre | 15.500    | 5.11          | _____         |
| SETASIDE COSTS                          | 0.379    | acre | 44.330    | 16.80         | _____         |
| Fuel & Lube - Machinery                 |          | Acre |           | 8.69          | _____         |
| Repairs - Machinery                     |          | Acre |           | 2.02          | _____         |
| Labor - Machinery                       | 1.300    | Hour | 6.002     | 7.81          | _____         |
| <b>Total PREHARVEST</b>                 |          |      |           | <b>103.18</b> | _____         |
| <b>HARVEST</b>                          |          |      |           |               |               |
| CUSTOM HARVEST                          | 1.000    | acre | 12.000    | 12.00         | _____         |
| CUSTOM HAUL                             | 35.000   | bu.  | .250      | 8.75          | _____         |
| <b>Total HARVEST</b>                    |          |      |           | <b>20.75</b>  | _____         |
| Interest - OC Borrowed                  | 50.220   | Dol. | 0.120     | 6.03          | _____         |
| <b>Total VARIABLE COST</b>              |          |      |           | <b>129.95</b> | _____         |
| <b>GROSS INCOME minus VARIABLE COST</b> |          |      |           | <b>59.17</b>  | _____         |
| FIXED COST Description                  | Quantity | Unit | \$ / Unit | Total         | Your Estimate |
| Machinery and Equipment                 |          | Acre |           | 18.24         | _____         |
| Land                                    |          | Acre |           | 24.31         | _____         |
| <b>Total FIXED Cost</b>                 |          |      |           | <b>42.55</b>  | _____         |
| <b>Total of ALL Cost</b>                |          |      |           | <b>172.50</b> | _____         |
| <b>NET PROJECTED RETURNS</b>            |          |      |           | <b>16.62</b>  | _____         |

Information presented is prepared solely as a general guide and is not intended to recognize or predict the costs and returns from any one particular farm or ranch operation. These projections were collected and developed by staff members of the Texas Agricultural Extension Service and approved for publication.

Projections for Planning Purposes Only  
 Not to be Used without Updating after April 23, 1987.

B-1241(C10)

| DATE     | STAGE OF PRODUCTION | TYPE OF PROD. | PRODUCT NAME          | NUMBER OF UNITS | WEIGHT PER HEAD | CASH NON-CASH | LANDLORD SHARE | BREAK EVEN PROD. |
|----------|---------------------|---------------|-----------------------|-----------------|-----------------|---------------|----------------|------------------|
| 06/01/87 | HARVEST             | A             | WHEAT                 | 35.0000         | .0000           | C             | 33.33          | N                |
| 06/01/87 | HARVEST             | A             | DEFICIENCY PMT. WHEAT | 30.0000         | .0000           | C             | 33.33          | N                |
| 06/01/87 | HARVEST             | A             | GRAZING SETASIDE      | .3790           | .0000           | C             | .00            | N                |

| DATE     | STAGE OF PRODUCTION | TYPE OF INPUT | INPUT NAME           | NUMBER OF UNITS | CASH NON-CASH | FIXED OR VARI. | LANDLORD SHARE |
|----------|---------------------|---------------|----------------------|-----------------|---------------|----------------|----------------|
| 08/01/86 | PREHARVEST          | M             | SHRED STALKS 6 ROW   | 1.0000          |               |                | .00            |
| 08/05/86 | PREHARVEST          | M             | DISK 25 FT           | .5000           |               |                | .00            |
| 08/05/86 | PREHARVEST          | M             | CHISEL               | .5000           |               |                | .00            |
| 09/10/86 | PREHARVEST          | M             | DISK 25 FT           | 1.0000          |               |                | .00            |
| 10/15/86 | PREHARVEST          | E             | NITROGEN FERT        | 70.0000         | C             | V              | 33.33          |
| 10/15/86 | PREHARVEST          | E             | PHOSPHORUS FERT      | 40.0000         | C             | V              | 33.33          |
| 10/15/86 | PREHARVEST          | G             | FERTILIZER APPL.     | 1.0000          | C             | V              | 33.33          |
| 10/25/86 | PREHARVEST          | M             | DISK 25 FT           | 1.0000          |               |                | .00            |
| 11/01/86 | PREHARVEST          | M             | DRILL 20 FT          | 1.0000          |               |                | .00            |
| 11/01/86 | PREHARVEST          | E             | SEED WHEAT           | 100.0000        | C             | V              | .00            |
| 11/20/86 | PREHARVEST          | E             | INSECTICIDE WHEAT    | .5000           | C             | V              | 33.33          |
| 01/01/87 | PREHARVEST          | M             | PICKUP TRUCK 3/4 TON | 9.3300          |               |                | .00            |
| 01/28/87 | PREHARVEST          | E             | NITROGEN TOPDRESS    | 50.0000         | C             | V              | 33.33          |
| 01/28/87 | PREHARVEST          | E             | HERBICIDE WHEAT      | 1.0000          | C             | V              | .00            |
| 01/28/87 | PREHARVEST          | G             | FERT/HERB APPL.      | 1.0000          | C             | V              | .00            |
| 03/01/87 | PREHARVEST          | E             | INSECTICIDE WHEAT    | .5000           | C             | V              | 33.33          |
| 03/24/87 | PREHARVEST          | E             | FUNGICIDE WHEAT      | .3300           | C             | V              | 33.33          |
| 03/25/87 | PREHARVEST          | E             | SETASIDE COSTS WHEAT | .3790           | C             | V              | .00            |
| 05/20/87 | HARVEST             | G             | CUSTOM HARVEST WHEAT | 1.0000          | C             | V              | 33.33          |
| 05/20/87 | HARVEST             | G             | CUSTOM HAUL WHEAT    | 35.0000         | C             | V              | 33.33          |
| 05/20/87 |                     | K             | SHARE RENT WHEAT     | 1.0000          | C             | F              | .00            |

Information presented is prepared solely as a general guide and is not intended to recognize or predict the costs and returns from any one particular farm or ranch operation. These projections were collected and developed by staff members of the Texas Agricultural Extension Service and approved for publication.



**COASTAL BERMUDAGRASS ESTABLISHMENT, DRYLAND**  
 South Central Texas District (10)  
 1987 Projected Costs and Returns per Acre

| GROSS INCOME Description   | Quantity | Unit | \$ / Unit | Total          | Your Estimate |
|--|----------|------|-----------|----------------|---------------|
| HAY  | 1.000    | role | 25.0000   | 25.00          |               |
| <b>Total GROSS Income</b>  |          |      |           | <b>25.00</b>   |               |
| VARIABLE COST Description  | Quantity | Unit | \$ / Unit | Total          |               |
| <b>PREHARVEST</b>  |          |      |           |                |               |
| CUSTOM DISK  | 1.000    | acre | 10.000    | 10.00          |               |
| FERTILIZER APPL.   | 1.000    | acre | 2.750     | 2.75           |               |
| PHOSPHORUS   | 40.000   | lb.  | .150      | 6.00           |               |
| POTASSIUM  | 40.000   | lb.  | .110      | 4.40           |               |
| CUSTOM DISK  | 1.000    | acre | 10.000    | 10.00          |               |
| CUSTOM DISK  | 1.000    | acre | 10.000    | 10.00          |               |
| CUSTOM SPRIGGING   | 1.000    | acre | 40.000    | 40.00          |               |
| NITROGEN   | 100.000  | lb.  | .200      | 20.00          |               |
| FERTILIZER APPL.   | 1.000    | acre | 2.750     | 2.75           |               |
| HERBICIDE APPL.  | 1.000    | acre | 2.750     | 2.75           |               |
| HERBICIDE  | 1.000    | pint | 5.000     | 5.00           |               |
| <b>Total PREHARVEST</b>  |          |      |           | <b>113.65</b>  |               |
| <b>HARVEST</b>   |          |      |           |                |               |
| CUSTOM BALING  | 1.000    | role | 15.000    | 15.00          |               |
| CUSTOM HAUL  | 1.000    | role | 2.000     | 2.00           |               |
| <b>Total HARVEST</b>   |          |      |           | <b>17.00</b>   |               |
| Interest - OC Borrowed   | 47.859   | Dol. | 0.120     | 5.74           |               |
| <b>Total VARIABLE COST</b>   |          |      |           | <b>136.39</b>  |               |
| <i>Break-Even Price, Total Variable Cost \$ 136.39 per role of HAY</i> |          |      |           |                |               |
| <b>GROSS INCOME minus VARIABLE COST</b>                                |          |      |           | <b>-111.39</b> |               |
| FIXED COST Description   |          | Unit |           | Total          |               |
| Land   |          | Acre |           | 12.00          |               |
| <b>Total FIXED Cost</b>  |          |      |           | <b>12.00</b>   |               |
| <i>Break-Even Price, Total Cost \$ 148.39 per role of HAY</i>          |          |      |           |                |               |
| <b>Total of ALL Cost</b>   |          |      |           | <b>148.39</b>  |               |
| <b>NET PROJECTED RETURNS</b>   |          |      |           | <b>-123.39</b> |               |

Information presented is prepared solely as a general guide and is not intended to recognize or predict the costs and returns from any one particular farm or ranch operation. These projections were collected and developed by staff members of the Texas Agricultural Extension Service and approved for publication.

Projections for Planning Purposes Only  
 Not to be Used without Updating after April 23, 1987.

B-1241(C10)

| DATE     | STAGE OF PRODUCTION | TYPE OF PROD. | PRODUCT NAME | NUMBER OF UNITS | WEIGHT PER HEAD | CASH NON-CASH | LANDLORD SHARE | BREAK EVEN PROD. |
|----------|---------------------|---------------|--------------|-----------------|-----------------|---------------|----------------|------------------|
| 09/10/86 | HARVEST             | A             | HAY          | 1.0000          | .0000           | C             | .00            | Y                |

| DATE     | STAGE OF PRODUCTION | TYPE OF INPUT | INPUT NAME               | NUMBER OF UNITS | CASH NON-CASH | FIXED OR VARI. | LANDLORD SHARE |
|----------|---------------------|---------------|--------------------------|-----------------|---------------|----------------|----------------|
| 10/15/86 | PREHARVEST          | G             | CUSTOM DISK              | 1.0000          | C             | V              | .00            |
| 12/15/86 | PREHARVEST          | G             | FERTILIZER APPL.         | 1.0000          | C             | V              | .00            |
| 12/15/86 | PREHARVEST          | E             | PHOSPHORUS FERT          | 40.0000         | C             | V              | .00            |
| 12/15/86 | PREHARVEST          | E             | POTASSIUM FERT           | 40.0000         | C             | V              | .00            |
| 12/16/86 | PREHARVEST          | G             | CUSTOM DISK              | 1.0000          | C             | V              | .00            |
| 02/01/87 | PREHARVEST          | G             | CUSTOM DISK              | 1.0000          | C             | V              | .00            |
| 03/01/87 | PREHARVEST          | G             | CUSTOM SPRIGGING         | 1.0000          | C             | V              | .00            |
| 04/01/87 | PREHARVEST          | E             | NITROGEN FERT            | 100.0000        | C             | V              | .00            |
| 04/01/87 | PREHARVEST          | G             | FERTILIZER APPL.         | 1.0000          | C             | V              | .00            |
| 05/01/87 | PREHARVEST          | G             | HERBICIDE APPL.          | 1.0000          | C             | V              | .00            |
| 05/01/87 | PREHARVEST          | E             | HERBICIDE PASTURE        | 1.0000          | C             | V              | .00            |
| 09/10/87 | HARVEST             | G             | CUSTOM BALING HAY        | 1.0000          | C             | V              | .00            |
| 09/10/87 | HARVEST             | G             | CUSTOM HAUL HAY          | 1.0000          | C             | V              | .00            |
| 09/15/87 |                     | K             | LAND - CASH RENT PASTURE | 1.0000          | N             | F              | .00            |

Information presented is prepared solely as a general guide and is not intended to recognize or predict the costs and returns from any one particular farm or ranch operation. These projections were collected and developed by staff members of the Texas Agricultural Extension Service and approved for publication.

**COASTAL BERMUDAGRASS HAY, DRYLAND**  
 South Central Texas District (10)  
 1987 Projected Costs and Returns per Acre

| GROSS INCOME Description<br>=====                                     | Quantity<br>===== | Unit<br>===== | \$ / Unit<br>===== | Total<br>===== | Your<br>Estimate<br>===== |
|---|-------------------|---------------|--------------------|----------------|---------------------------|
| HAY   | 5.000             | role          | 25.0000            | 125.00         | _____                     |
| <b>Total GROSS Income</b>   |                   |               |                    | <b>125.00</b>  | _____                     |
| VARIABLE COST Description<br>=====                                    | Quantity<br>===== | Unit<br>===== | \$ / Unit<br>===== | Total<br>===== |                           |
| <b>FIRST CUTTING</b>  |                   |               |                    |                |                           |
| FERTILIZER APPL.  | 1.000             | acre          | 2.750              | 2.75           | _____                     |
| NITROGEN  | 80.000            | lb.           | .200               | 16.00          | _____                     |
| PHOSPHORUS  | 40.000            | lb.           | .150               | 6.00           | _____                     |
| POTASSIUM   | 40.000            | lb.           | .110               | 4.40           | _____                     |
| CUSTOM BALING   | 2.000             | role          | 15.000             | 30.00          | _____                     |
| CUSTOM HAUL   | 2.000             | role          | 2.000              | 4.00           | _____                     |
| <b>Total FIRST CUTTING</b>  |                   |               |                    | <b>63.15</b>   | _____                     |
| <b>SECOND CUTTING</b>   |                   |               |                    |                |                           |
| FERTILIZER APPL.  | 1.000             | acre          | 2.750              | 2.75           | _____                     |
| NITROGEN  | 75.000            | lb.           | .200               | 15.00          | _____                     |
| CUSTOM HAUL   | 2.000             | role          | 2.000              | 4.00           | _____                     |
| CUSTOM BALING   | 2.000             | role          | 15.000             | 30.00          | _____                     |
| <b>Total SECOND CUTTING</b>   |                   |               |                    | <b>51.75</b>   | _____                     |
| <b>THIRD CUTTING</b>  |                   |               |                    |                |                           |
| FERTILIZER APPL.  | 1.000             | acre          | 2.750              | 2.75           | _____                     |
| NITROGEN  | 75.000            | lb.           | .200               | 15.00          | _____                     |
| CUSTOM HAUL   | 1.000             | role          | 2.000              | 2.00           | _____                     |
| CUSTOM BALING   | 1.000             | role          | 15.000             | 15.00          | _____                     |
| <b>Total THIRD CUTTING</b>  |                   |               |                    | <b>34.75</b>   | _____                     |
| Interest - DC Borrowed  | 17.465            | Dol.          | 0.120              | 2.10           | _____                     |
| <b>Total VARIABLE COST</b>  |                   |               |                    | <b>151.75</b>  | _____                     |
| <i>Break-Even Price, Total Variable Cost \$ 30.34 per role of HAY</i> |                   |               |                    |                |                           |
| <b>GROSS INCOME minus VARIABLE COST</b>                               |                   |               |                    | <b>-26.75</b>  | _____                     |
| FIXED COST Description<br>=====                                       |                   | Unit<br>===== |                    | Total<br>===== |                           |
| Land  |                   | Acre          |                    | 12.00          | _____                     |
| Perennial Crop  |                   | Acre          |                    | 18.21          | _____                     |
| <b>Total FIXED Cost</b>   |                   |               |                    | <b>30.21</b>   | _____                     |
| <i>Break-Even Price, Total Cost \$ 36.39 per role of HAY</i>          |                   |               |                    |                |                           |
| <b>Total of ALL Cost</b>  |                   |               |                    | <b>181.95</b>  | _____                     |
| <b>NET PROJECTED RETURNS</b>  |                   |               |                    | <b>-56.95</b>  | _____                     |