

TEXAS FARMS



Dallas County, Texas, April 1938 (Farmstead damaged by sand drifting)

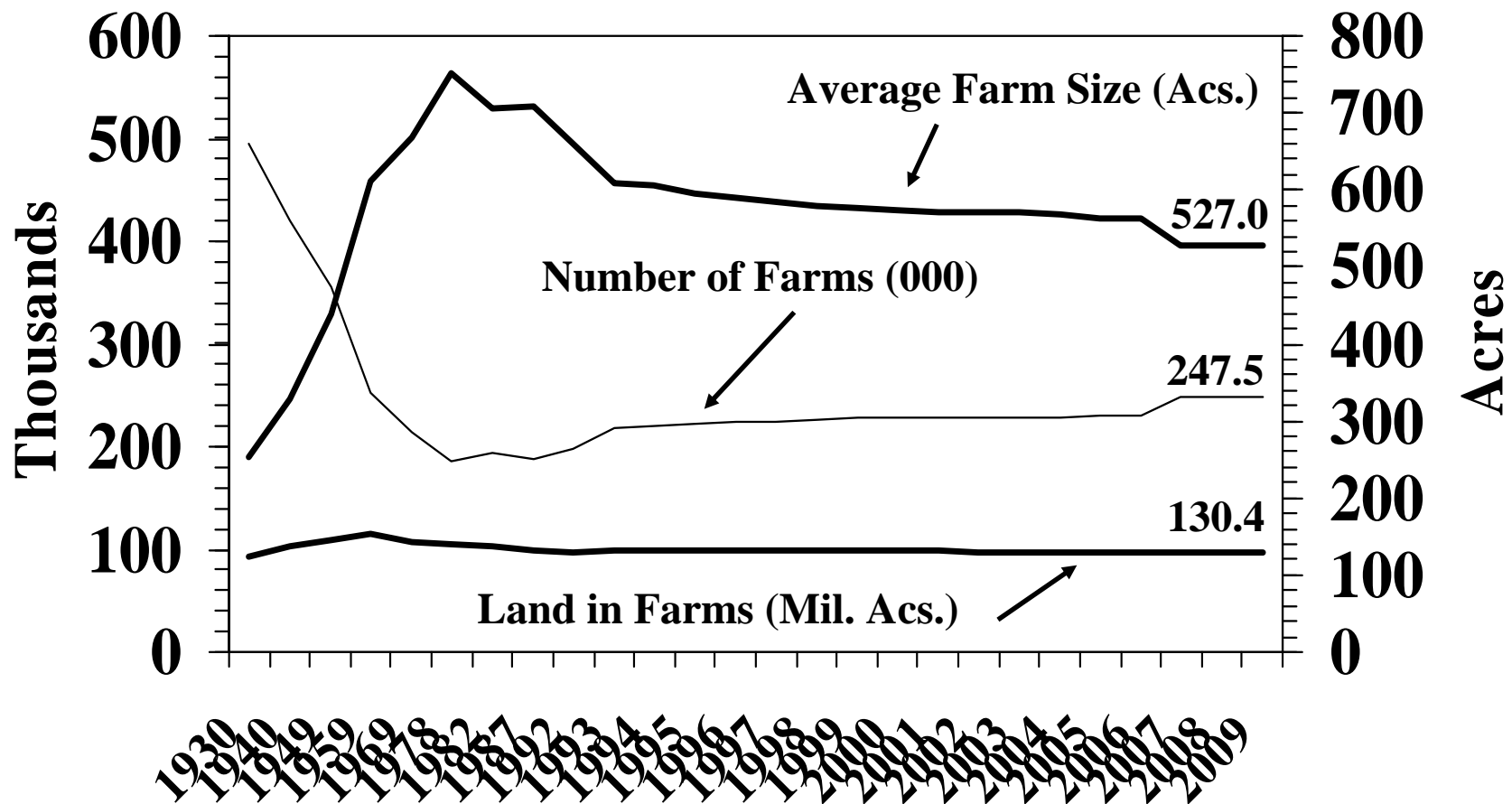
Historical Overview of the Number of Farms and Farm Size in Texas

Variable	2009	2008	2007	2006	2005	2004	2003	2002	2001	2000	1999	1998
Number of farms	247,500	247,500	247,500	230,000	230,000	229,000	229,000	229,000	228,600	228,300	227,500	226,500
Land in farms (000 acres)	130,400	130,400	130,400	129,700	129,800	130,000	130,500	130,500	130,700	130,900	131,100	131,400
Average farm size (acs)	527	527	527	564	564	568	570	570	572	573	576	580
Number of Farms by Size in Acres:												
1-49	--	--	93,861	--	--	--	--	74,684	--	--	--	--
50-179	--	--	71,264	--	--	--	--	70,580	--	--	--	--
180-499	--	--	42,131	--	--	--	--	42,475	--	--	--	--
500-999	--	--	17,843	--	--	--	--	18,625	--	--	--	--
1,000 or more	--	--	22,338	--	--	--	--	22,562	--	--	--	--

Variable	1997	1996	1995	1992	1987	1982	1978	1969	1959	1949	1940	1930
Number of farms	225,000	224,000	222,000	198,000	188,000	194,000	185,000	213,550	252,000	355,000	420,000	496,000
Land in farms (000 acres)	131,500	132,000	132,000	130,000	133,200	137,200	139,000	142,567	154,000	145,389	137,683	124,707
Average farm size (acs)	584	589	595	661	709	707	751	668	611	439	329	252
Number of Farms by Size in Acres:												
1-49	70,575	--	--	45,636	49,833	44,572	30,478	38,105	45,392	91,444	126,566	166,768
50-179	70,919	--	--	54,214	57,666	58,198	56,742	69,574	76,185	126,583	183,716	232,413
180-499	44,194	--	--	38,602	39,143	40,246	43,356	56,667	61,720	73,815	74,336	70,096
500-999	19,513	--	--	18,800	19,327	19,962	21,760	26,199	23,668	21,399	18,283	14,331
1,000 or more	22,972	--	--	23,392	22,819	22,042	23,059	23,005	20,106	18,175	15,101	11,881

Source: Don E. Albrecht. "The Changing Texas Agriculture: An Overview of the 1987 Census of Agriculture", Departmental Technical Report No. 90-2, Department of Rural Sociology, TAES, The Texas A&M University System, College Station, Texas, 1990. Number of Farms and Land in Farms, USDA publication, February 2010. "1997, 2002 and 2007 Census of Agriculture" Highlights of Agriculture, 1999. NOTE: Number of Farms by Size in Acres Data Not Available for 1995-1996, 1998-2001, 2003-2006, 2008-2009, 2009 numbers preliminary.

Historical Overview of the Number of Farms, Land in Farms, and Average Farm Size in Texas, 1930 - 2009

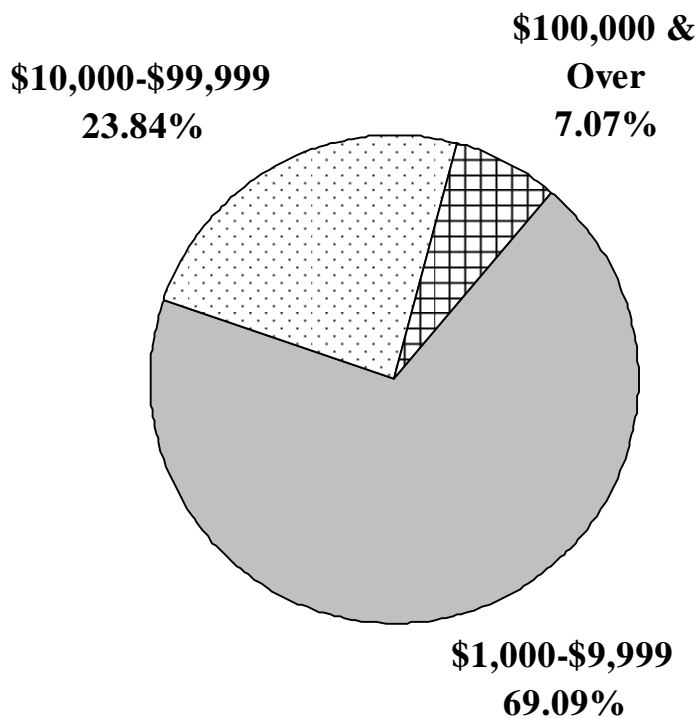


**Texas: Number of Farms and Land in Farms
by Economic Sales Class**

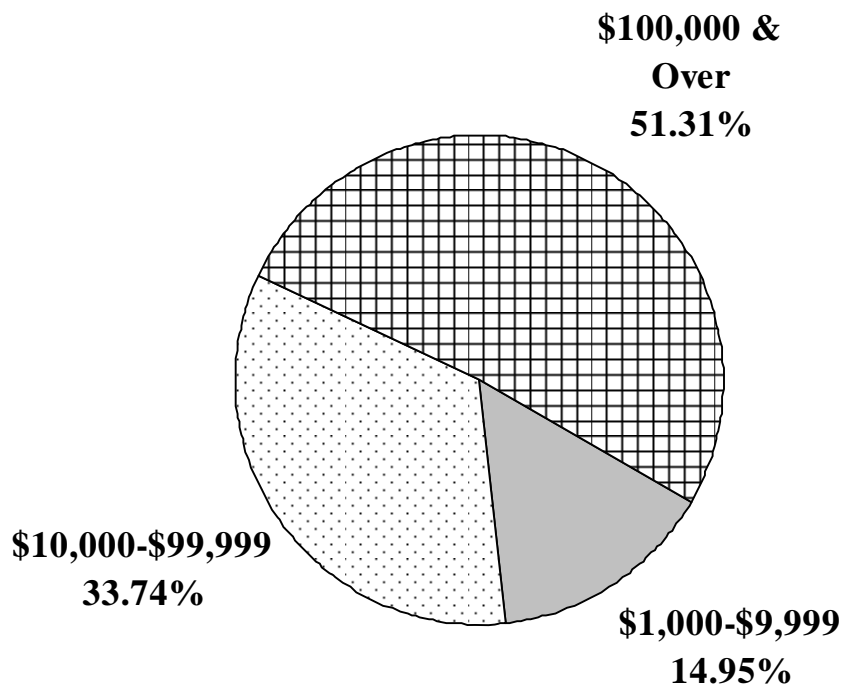
Economic Sales Class	Number of Farms	Percent of Total Farms	Land in Farms	Percent of Total Land
	Number	%	(000 acres)	%
2009				
\$1,000-\$9,999	171,000	69.09	19,500	14.95
\$10,000-\$99,999	59,000	23.84	44,000	33.74
\$100,000-\$249,999	7,700	3.11	18,400	14.11
\$250,000-\$499,999	4,500	1.82	20,500	15.72
\$500,000 & Over	5,300	2.14	28,000	21.47
Total	247,500	100.00	130,400	100.00
2008				
\$1,000-\$9,999	163,800	66.18	18,800	14.42
\$10,000-\$99,999	65,100	26.30	43,500	33.36
\$100,000-\$249,999	7,500	3.03	20,800	15.95
\$250,000-\$499,999	4,500	1.82	15,300	11.73
\$500,000 & Over	6,600	2.67	32,000	24.54
Total	247,500	100.00	130,400	100.00
2007				
\$1,000-\$9,999	163,800	66.18	18,800	14.42
\$10,000-\$99,999	65,100	26.30	43,500	33.36
\$100,000-\$249,999	7,600	3.07	20,900	16.03
\$250,000-\$499,999	4,500	1.82	15,300	11.73
\$500,000 & over	6,500	2.63	31,900	24.46
Total	247,500	100.00	130,400	100.00

Source: USDA, "Farm Numbers and Land in Farms, February 2010.
Some numbers may not add due to rounding.

Number of Farms and Land in Farms by Farm Sales Categories in Texas, 2009 (% Distribution)

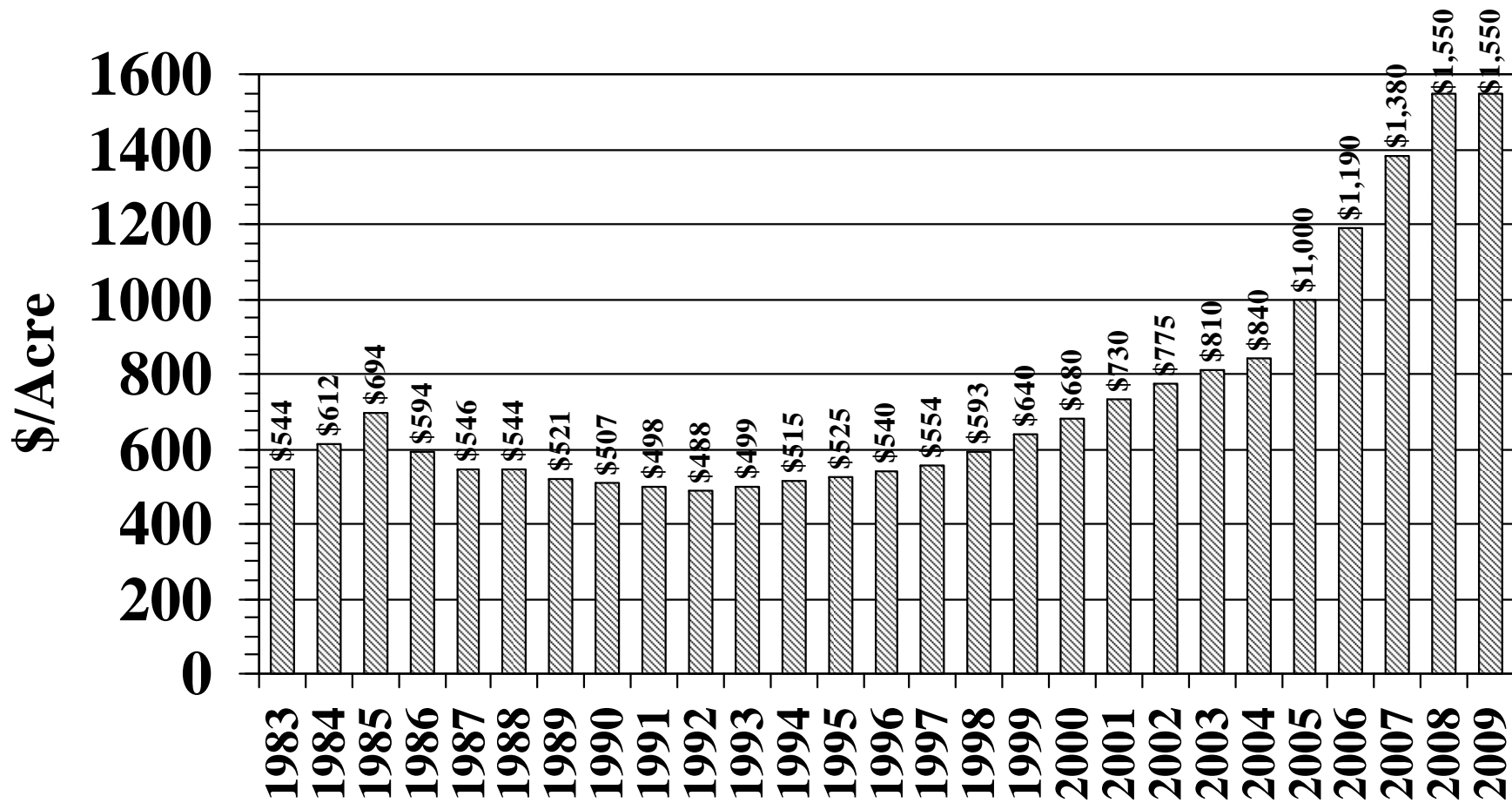


Number of Farms (%)



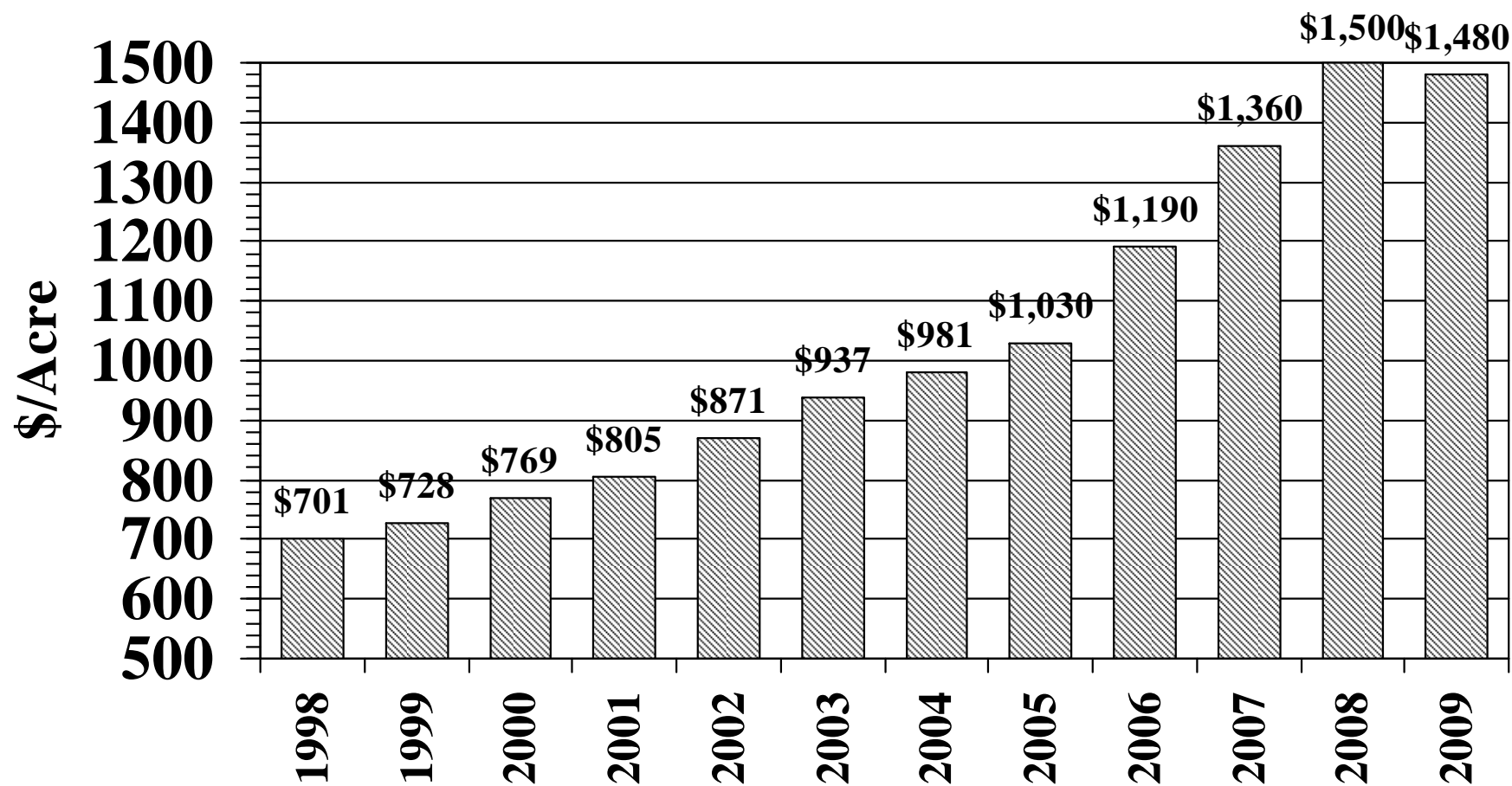
Land in Farms (%)

Texas Average Farm Real Estate Value Dollars Per Acre, 1983 - 2009



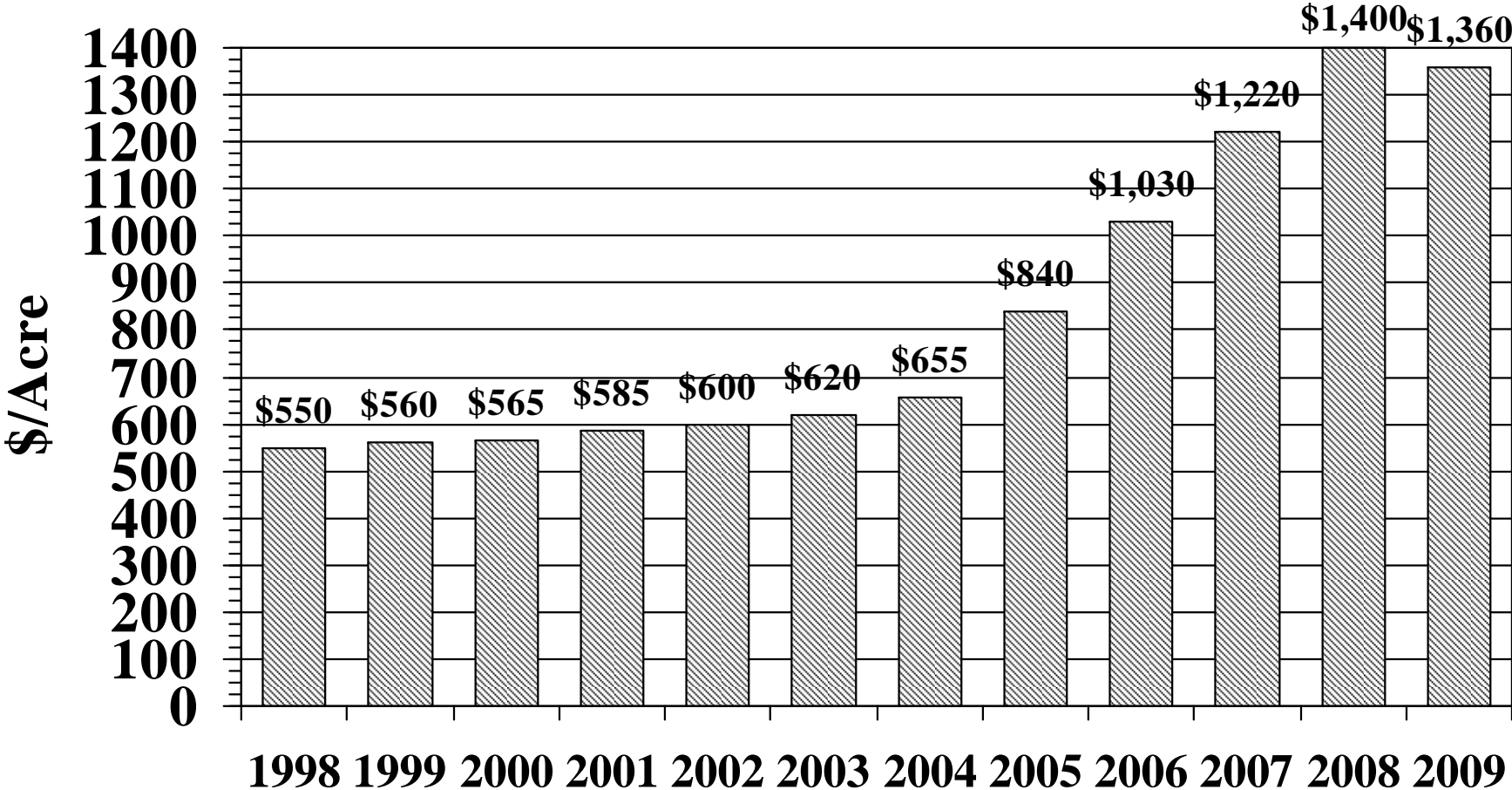
USDA - NASS, August 2009

Texas Average Cropland Value Dollars Per Acre, 1998 - 2009



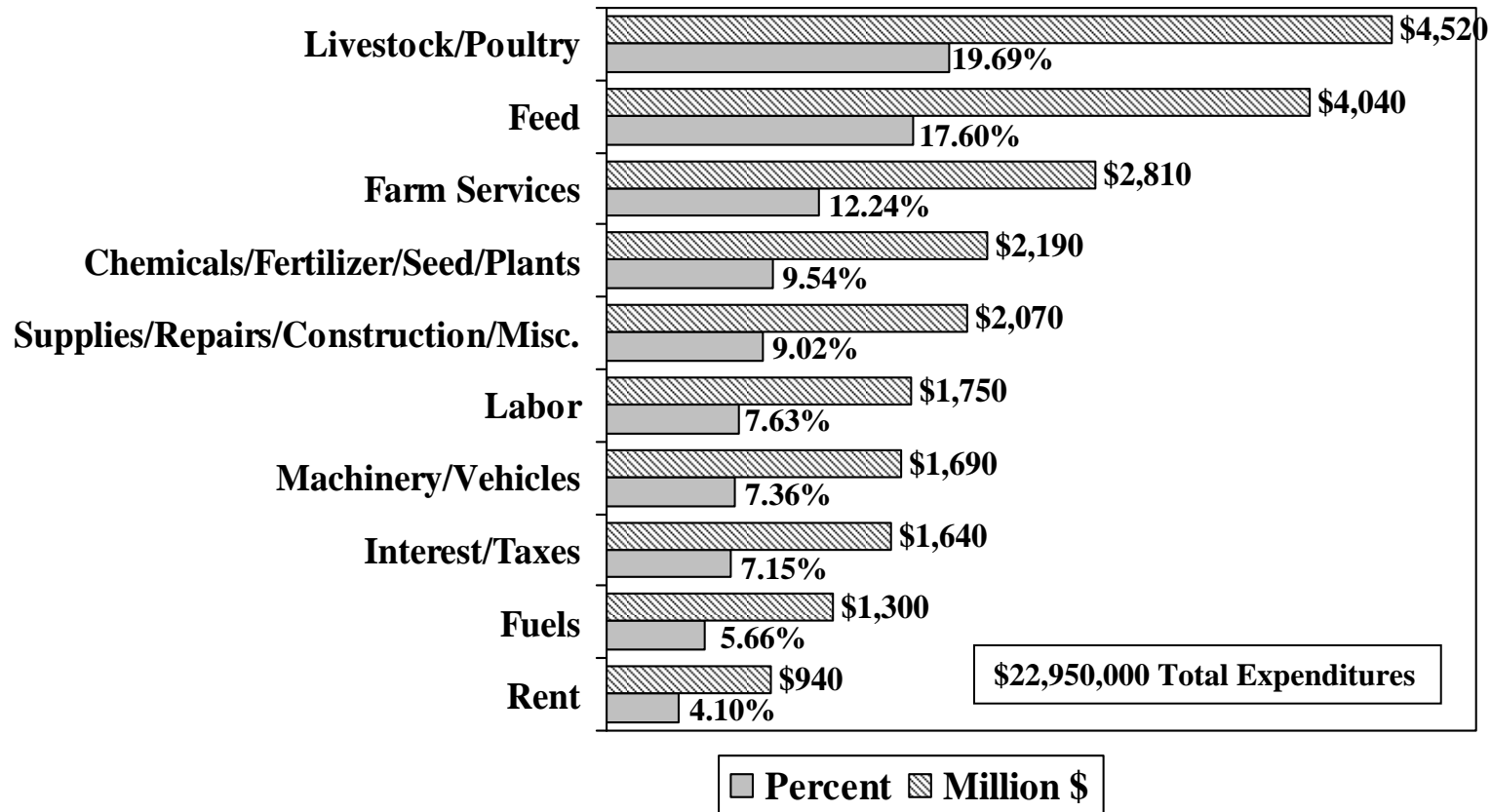
USDA - NASS, August 2009

Texas Average Pasture Value Dollars Per Acre, 1998 - 2009



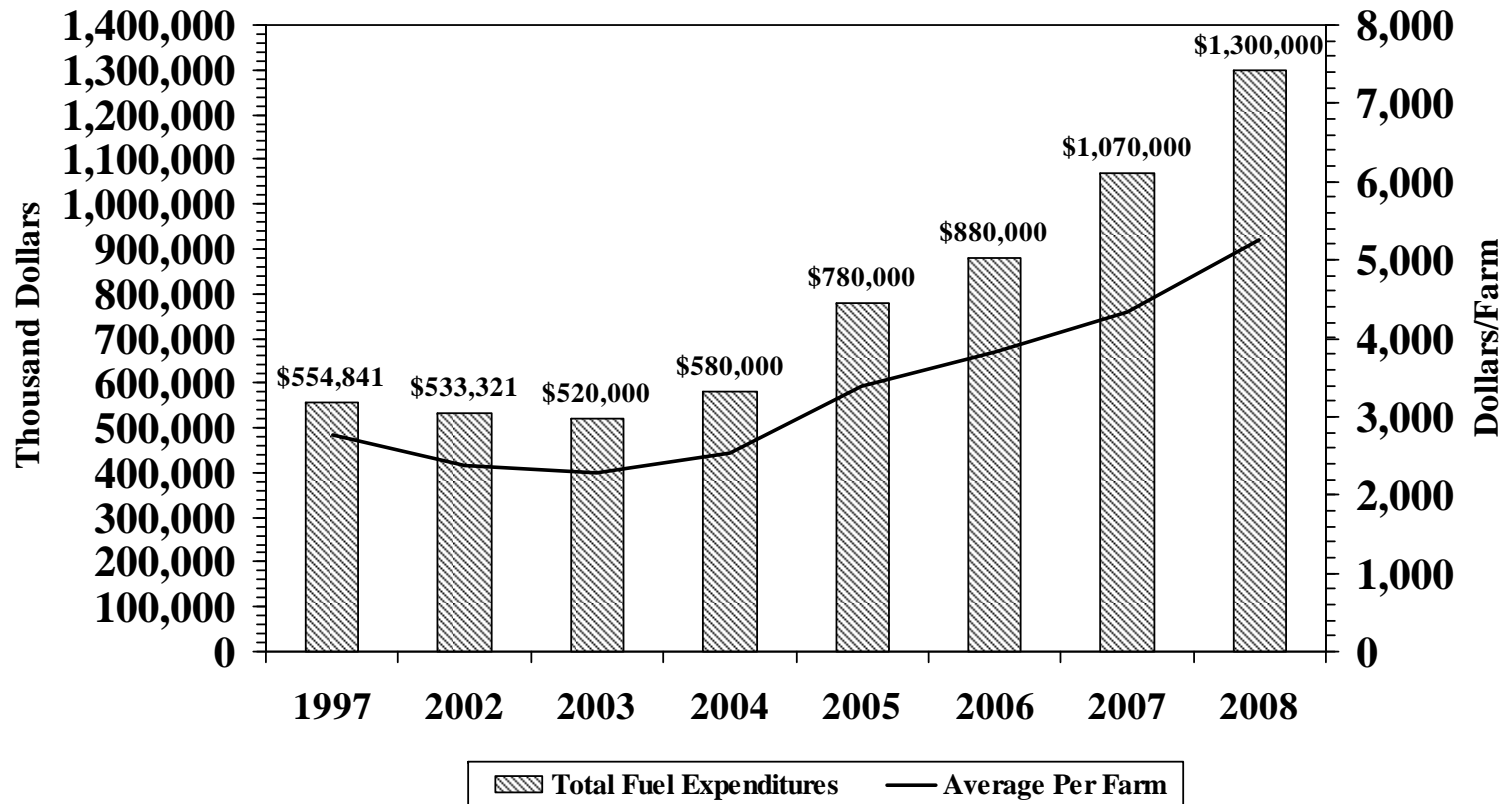
USDA – NASS, August 2009

Texas Farm Production Expenditures By Input Items, Expense, Percent of Total Texas, 2008



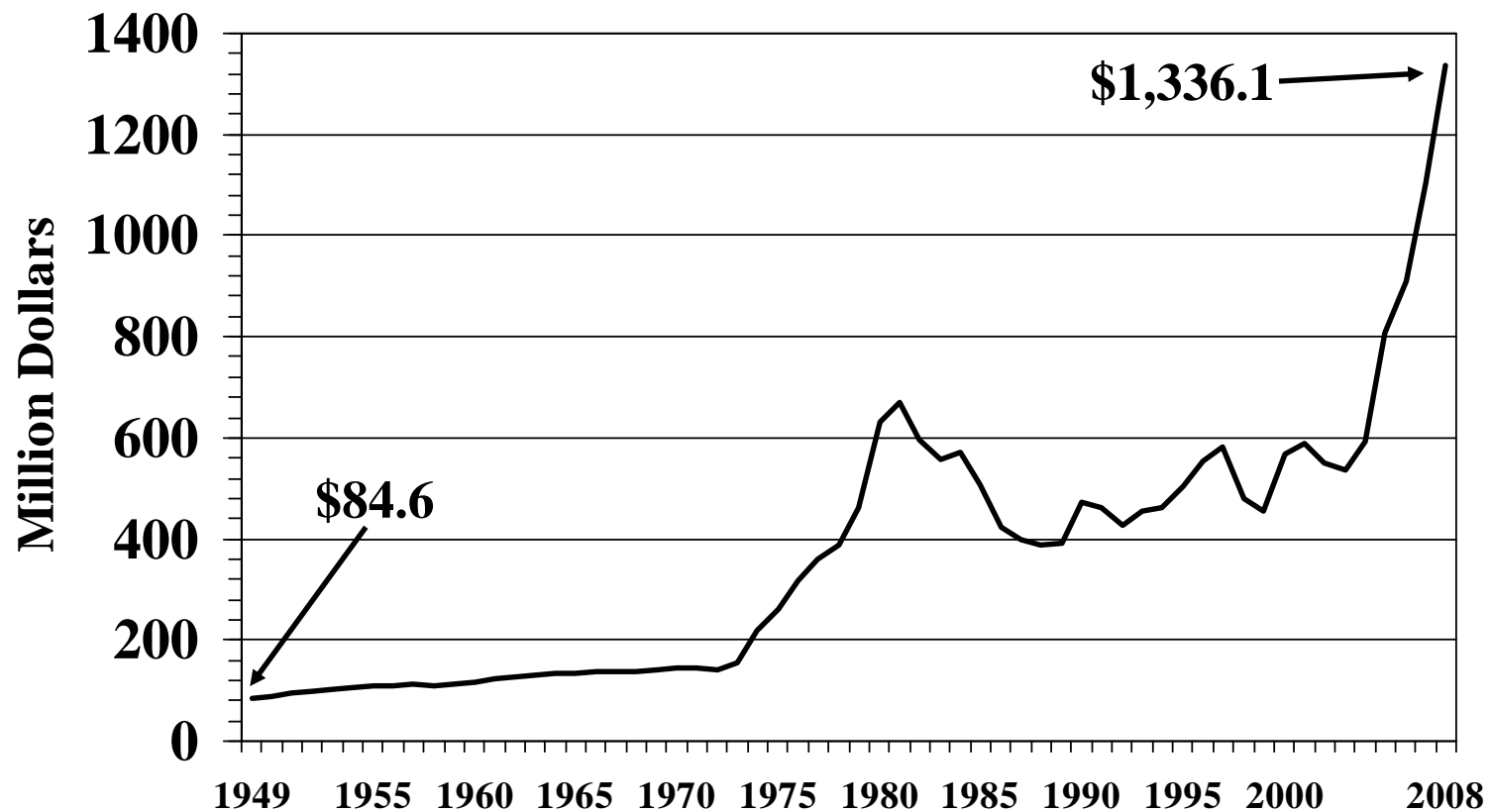
Source: "Farm Production Expenditures 2008 Summary",
USDA/NASS, August 2009

Texas Fuel Production Expenditures Total and Average Per Farm, 1997 - 2008



Source: "Farm Production Expenditures 2008 Summary",
USDA/NASS, August 2009; 2007 Census

Texas Total Fuel and Oil Farm Expenditures



Source: ERS Briefing Room, Farm Income Data Files
Source: "Farm Production Expenditures 2008 Summary",
USDA/NASS, August 2009